




PACK PRIMAVERA



Busca y encuentra





_____ RIPOSA



MARIQUI _____



PÁJJA _____



_____ RES



_____ LAS



_____ SANO



A _____



HUE _____



_____ TAS



_____ META



_____ COIRIS



_____ LA



RA _____



_____ MILLAS



_____ RACOL



_____ META



CASI _____



PARA _____



SOMBRE _____



MADA _____ NA



_____ QUITA



REGA _____ RA



LIBÉLU _____



A _____ JAS



_____ DO



Sol



Mariposa



Flores



Pájaro



Abeja.



Gusano



Huevos



Botas



Arcoiris



Palas



Rana



Semillas



Jardín



Caracol



Cometa



Casita



Mariposita



Casita



Regadera



Libélula




Magdalena



Paraguas



Sombrero



Colmena



Sol



Mariposa



Floras



Pájaro



Abeja.



Gusano



Huevos



Botas



Arcoiris



Palas



Rana



Semillas



Jardín



Caracol



Cometa



Casita




Magdalena



Paraguas



Sombrero



Colmena




Mariquita



Casita





Regadera




Libélula


















SOL



MARIPOSA



FLORES



PÁJARO



ABEJA.



GUSANO



HUEVOS



BOTAS



MARIQUITA



CASITA



REGADERA



LIBÉLULA



ARCOIRIS



PALAS



RANA



SEMILLAS



JARDÍN



CARACOL



COMETA



CASITA



MAGDALENA



PARAGUAS




SOMBRERO





COLMENA


TARJETAS NÚMEROS





	1
	3

	2
	4

	3
	5


	4
	6


	5
	7


	6
	8


TARJETAS NÚMEROS





	7
	9

	8
	10

	9
	11


	10
	12


	11
	13


	12
	14


TARJETAS NÚMEROS





	13
	15

	14
	16


	15
	17


	16
	18

	17
	19

	18
	20

















TARJETAS NÚMEROS

	19
	21

















	0
	3









































































































































A dotted number 9 for tracing.	A dotted number 9 for tracing.	A dotted number 9 for tracing.	A dotted number 9 for tracing.
A dotted number 9 for tracing.	A dotted number 9 for tracing.	A dotted number 9 for tracing.	A dotted number 9 for tracing.
A dotted number 9 for tracing.	A dotted number 9 for tracing.	A dotted number 9 for tracing.	A dotted number 9 for tracing.
A dotted number 9 for tracing.	A dotted number 9 for tracing.	A dotted number 9 for tracing.	A dotted number 9 for tracing.




A dotted number '1' and '0' for tracing practice.	A dotted number '1' and '0' for tracing practice.	A dotted number '1' and '0' for tracing practice.	A dotted number '1' and '0' for tracing practice.
A dotted number '1' and '0' for tracing practice.	A dotted number '1' and '0' for tracing practice.	A dotted number '1' and '0' for tracing practice.	A dotted number '1' and '0' for tracing practice.
A dotted number '1' and '0' for tracing practice.	A dotted number '1' and '0' for tracing practice.	A dotted number '1' and '0' for tracing practice.	A dotted number '1' and '0' for tracing practice.
A dotted number '1' and '0' for tracing practice.	A dotted number '1' and '0' for tracing practice.	A dotted number '1' and '0' for tracing practice.	A dotted number '1' and '0' for tracing practice.

UNE



CONEJO



ÁRBOL




BOTAS




GUSANOS



FLOR



BICI



UNE

Cuca educa



CARACOL

FLORES








ARCOIRIS

MARIPOSAS

FRESA

MARIQUITA

ABEJA





Sopa de letras

Primavera

M	A	R	I	P	O	S	A	F	P
A	B	F	L	O	R	L	A	R	A
M	M	L	E	C	H	U	P	E	J
Á	M	O	B	B	I	B	I	S	A
P	A	B	E	J	A	C	H	A	R
M	B	I	M	E	L	O	N	M	O
C	O	S	O	L	I	T	A	M	J

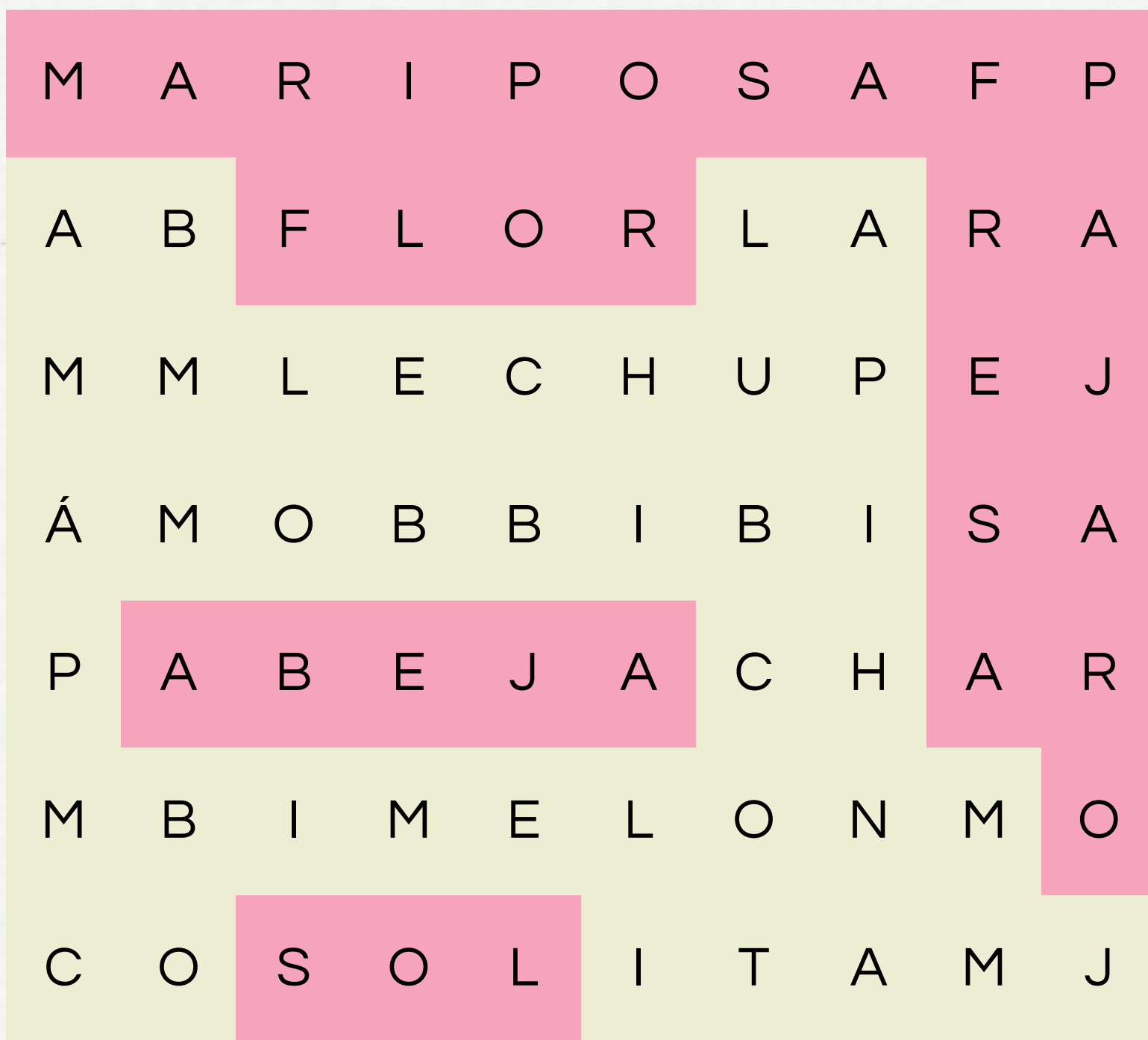
Encuentra las siguientes palabras:

- MARIPOSA
- PÁJARO
- FLOR
- SOL
- ABEJA
- FRESA



Sopa de letras

Primavera



Encuentra las siguientes palabras:





- MARIPOSA
- PÁJARO
- FLOR
- SOL
- ABEJA
- FRESA





DADO PRIMAVERAL

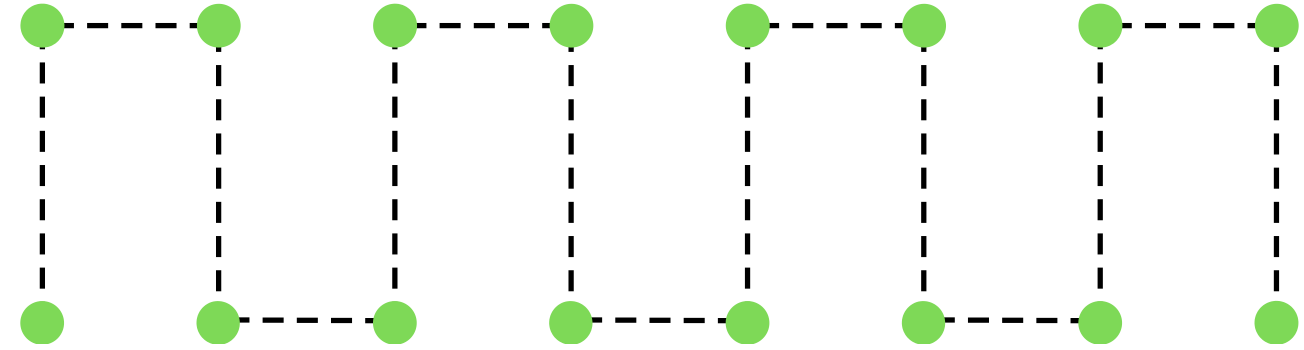

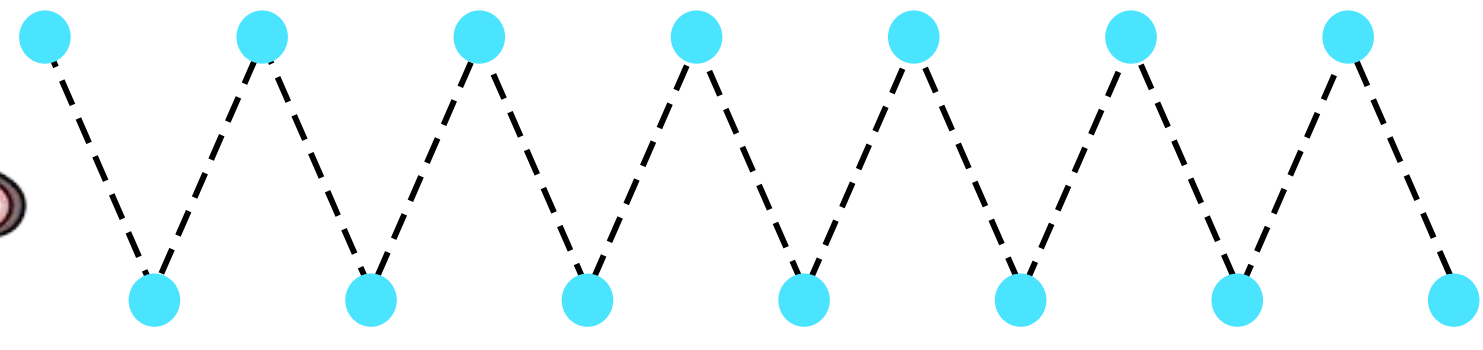

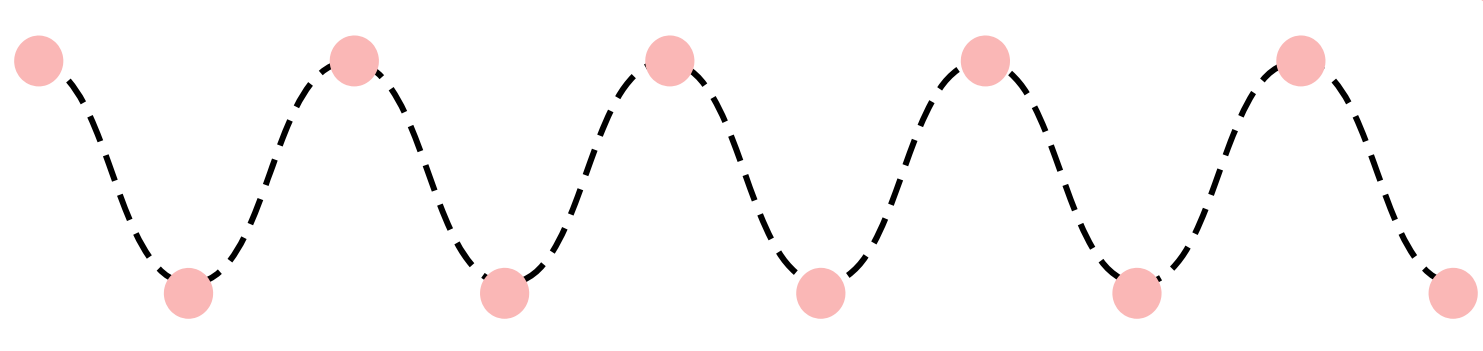

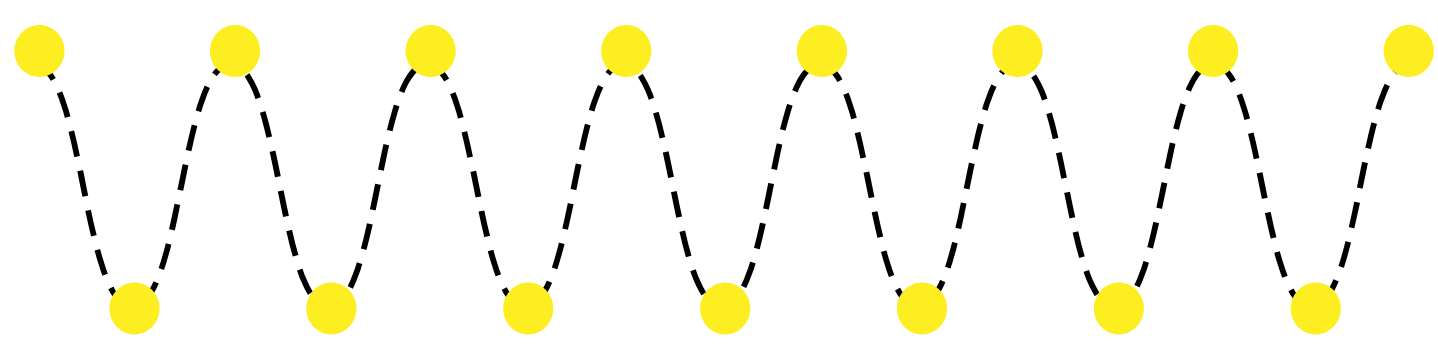

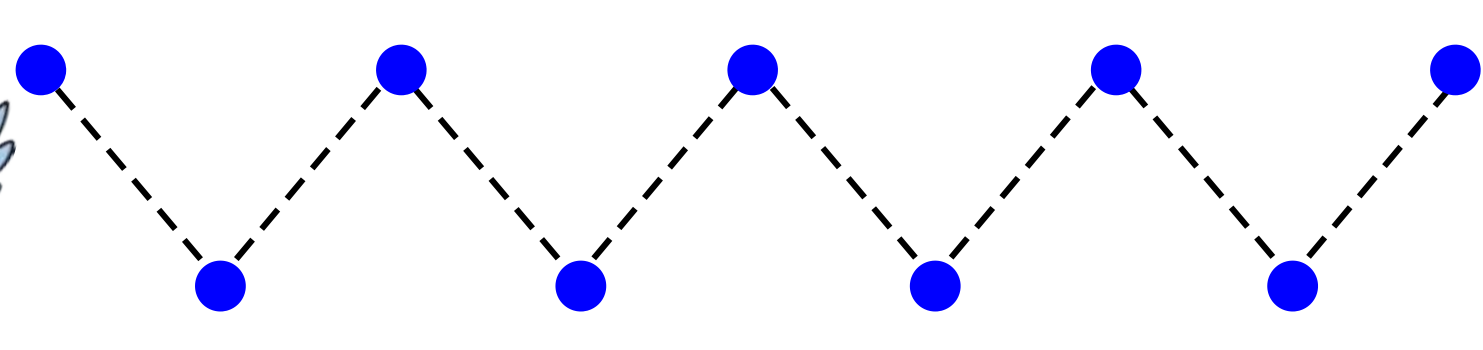

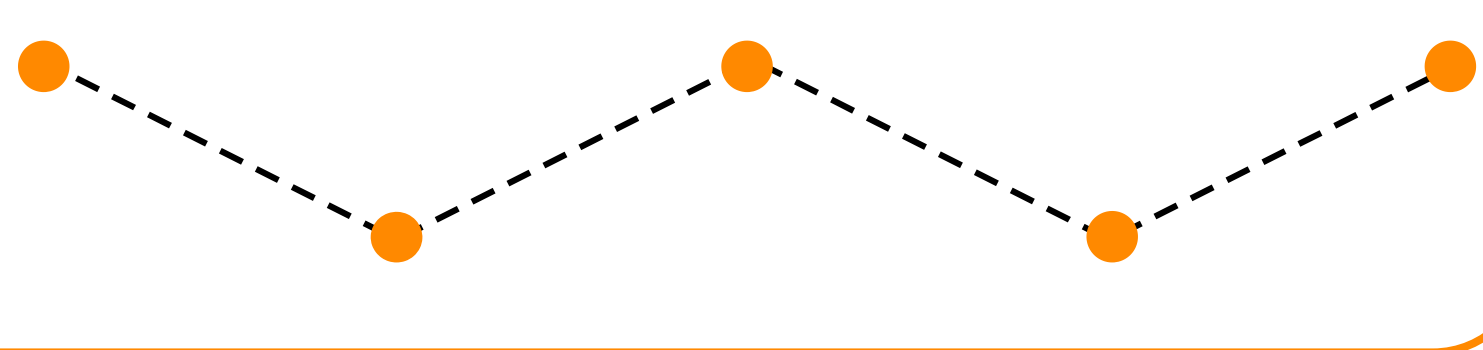







LANZA EL DADO Y CREA TUS
PALABRAS Y FRASES

PALABRA	FRASE


TRAZOS DE PRIMAVERA

A green rounded rectangle containing a cartoon frog on the left and a dashed zigzag line on the right. The zigzag line consists of four 'N' shapes, each formed by two vertical lines and a horizontal top line, with green dots at the six vertices of each 'N'.A blue rounded rectangle containing a cartoon butterfly on the left and a dashed zigzag line on the right. The zigzag line consists of six 'M' shapes, each formed by two diagonal lines meeting at a top vertex, with blue dots at the ten vertices.A pink rounded rectangle containing a cartoon rabbit on the left and a dashed wavy line on the right. The wavy line consists of four 'M' shapes, each formed by two diagonal lines meeting at a top vertex, with pink dots at the ten vertices.A yellow rounded rectangle containing a cartoon snake on the left and a dashed zigzag line on the right. The zigzag line consists of six 'M' shapes, each formed by two diagonal lines meeting at a top vertex, with yellow dots at the ten vertices.A blue rounded rectangle containing a cartoon pigeon on the left and a dashed zigzag line on the right. The zigzag line consists of four 'M' shapes, each formed by two diagonal lines meeting at a top vertex, with blue dots at the ten vertices.An orange rounded rectangle containing a cartoon bee on the left and a dashed zigzag line on the right. The zigzag line consists of two 'M' shapes, each formed by two diagonal lines meeting at a top vertex, with orange dots at the six vertices.


TRAZOS DE PRIMAVERA




TRAZOS DE PRIMAVERA



UNE CON FLECHAS



UNE CON FLECHAS



POEMARIOS VISUALES

Se estira el campo, se quita el frío,
se ríe el agua bajando por el río.
El sol bosteza entre las nubes de
lana,
y abre sus ojos de luz la mañana.
Una mariquita de rojo vestido
busca su casa, que el viento ha
movido.

La mariposa ensaya su vuelo,
pintando de flores la alfombra del
suelo.

La semilla duerme, pero ya
despierta,
la primavera llama a su puerta.
¡Saca las hojas, vístete de flor,
que todo el mundo se llene de color!



**DISEÑA UN CALIGRAMA EN FORMA DE FLOR
CON EL POEMA ANTERIOR:**





POEMARIOS VISUALES

Lleva un vestido de seda,
pintado de mil colores, va
saltando por el aire sin miedo a
los cazadores.

Se posa sobre una rosa, le
cuenta un secreto al sol, y
cuando cierra sus alas...
¡parece un pequeño lazo de col!
Vuela alto, vuela bajo, gira y
gira sin parar, es la reina de
los prados que ha venido a
saludar.





DISEÑA UN CALIGRAMA EN FORMA DE MARIPOSA CON EL POEMA ANTERIOR:



POEMARIOS VISUALES

Tiene los pies en la tierra y
la cabeza en el cielo, bebe
agua de la lluvia y se peina
con el viento.

Sus brazos son largas
ramas, su piel es de dura
corteza, y en su copa lleva
puesto un sombrero de hojas
frescas.

Es la casa del jilguero, la
escalera de la hormiga, y
nos regala su sombra
cuando el sol nos castiga.





**DISEÑA UN CALIGRAMA EN FORMA DE
ÁRBOL CON EL POEMA ANTERIOR:**





INDICA LA CANTIDAD CORRECTA





	1
	3
	4



	5
	2
	9





	1
	7
	2





INDICA LA CANTIDAD CORRECTA





	2
	3
	4



	3
	5
	4







	1
	8
	5
	5






INDICA LA CANTIDAD CORRECTA







	9
	10
	5



	4
	8
	7





	3
	6
	9





INDICA LA CANTIDAD CORRECTA





	7
	10
	4



	8
	5
	4












	6
	10
	9




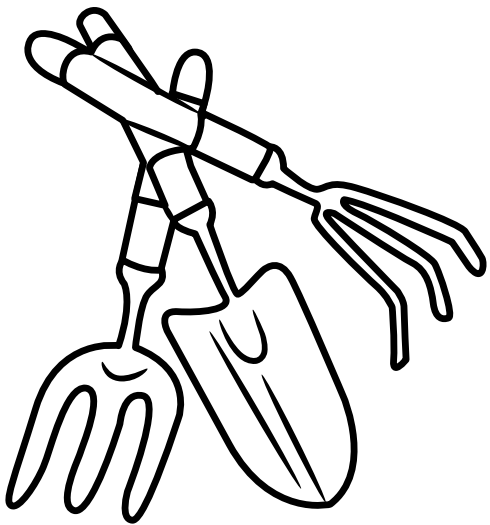



DIBUJOS PARA COLOREAR DE PRIMAVERA


















A











LECTURA COMPRENSIVA PRIMAVERA

EL SOL DE MARZO



El sol de marzo brilla con fuerza. Las nieves se derriten y los ríos llevan mucha agua. Los osos despiertan de su sueño de invierno.

Responde a las preguntas:

¿Qué ocurre con las nieves en marzo?

.....

¿Qué se derrite?

.....

¿Qué hacen los osos?


.....



LECTURA COMPRENSIVA PRIMAVERA

LAS FLORES DEL JARDÍN

En el jardín han salido flores de muchos colores. Hay flores rosas, amarillas y azules. Las flores huelen muy bien y adornan el campo.



Responde a las preguntas:

¿Dónde han salido las flores?

.....

¿De qué colores son las flores?

.....

¿A qué huelen las flores?

.....



LECTURA COMPRENSIVA PRIMAVERA

EL DESPERTAR DEL OSO

El oso Bernardo vivía en una cueva. Durante el invierno estuvo durmiendo. Ahora que es primavera, el oso se ha despertado y tiene mucha hambre.



Responde a las preguntas:

¿Cómo se llama el oso?

.....

¿Qué hizo el oso en el invierno?

.....

¿Cómo se siente el oso ahora?

.....



LECTURA COMPRENSIVA PRIMAVERA

LAS MARIPOSAS

Las mariposas vuelan entre las flores. Tienen alas de colores brillantes. A las mariposas les gusta mucho el sol y el néctar de las flores.



Responde a las preguntas:

¿Por dónde vuelan las mariposas?

.....

¿Cómo son sus alas?

.....

¿Qué les gusta a las mariposas?

.....



LECTURA COMPRENSIVA PRIMAVERA

EL NIDO DE LOS PÁJAROS

En el árbol del patio, dos pájaros han hecho un nido. Han usado ramitas y paja. Muy pronto nacerán sus pollitos.



Responde a las preguntas:

¿Dónde está el nido?

.....

¿Qué materiales usaron para el nido?

.....

¿Quiénes nacerán pronto?

.....



LECTURA COMPRENSIVA PRIMAVERA

LA LLUVIA DE ABRIL

A veces, en primavera, cae una lluvia fina. Es la lluvia de abril. Gracias al agua, las plantas crecen verdes y muy fuertes.



Responde a las preguntas:

¿Cómo es la lluvia de abril?

.....

¿Qué ayuda a crecer el agua?

.....

¿De qué color crecen las plantas?


.....



LECTURA COMPRENSIVA PRIMAVERA

EL ÁRBOL FRUTAL

El manzano del abuelo tiene flores blancas. En unos meses, esas flores se convertirán en manzanas dulces y rojas.
¡Qué bonita es la primavera!



Responde a las preguntas:

¿De quién es el manzano?

.....

¿De qué color son sus flores?

.....

¿En qué se convertirán las flores después?


.....



LECTURA COMPRENSIVA PRIMAVERA

LA ABEJA MAYA

La abeja Maya trabaja mucho en primavera. Va de flor en flor recogiendo polen. Con el polen, las abejas fabrican miel muy rica.



Responde a las preguntas:

¿Cómo se llama la abeja?

.....

¿Qué recoge de las flores?

.....

¿Qué fabrican las abejas?


.....



LECTURA COMPRENSIVA PRIMAVERA

ROPA DE PRIMAVERA

Hoy Lucas ha guardado sus botas de nieve. Ha sacado sus zapatillas de deporte y una chaqueta fina. Hoy irá al parque a jugar con sus amigos.



Responde a las preguntas:

¿Qué ha guardado Lucas?

.....

¿Qué calzado va a usar ahora?

.....

¿A dónde irá a jugar?

.....



LECTURA COMPRENSIVA PRIMAVERA

EL CONEJO SALTARÍN

Un conejo blanco salta por el prado verde. Come hierba fresca y mueve su nariz. El conejo está feliz porque el campo tiene mucha comida.



Responde a las preguntas:

¿De qué color es el conejo?

.....

¿Qué come el conejo?

.....

¿Por qué está feliz?

.....

