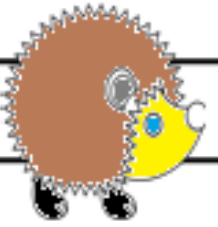
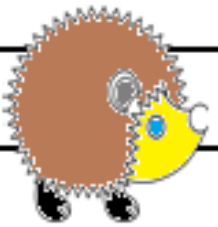


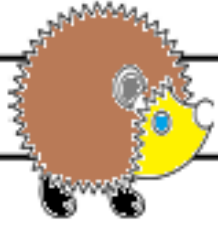
A A A A A A A A A



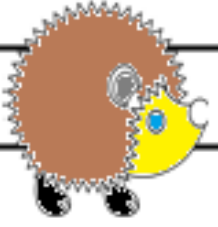
A A A A A A A A A



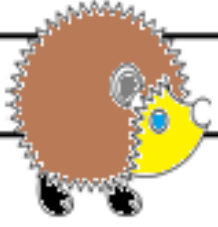
A A A A A A A A A



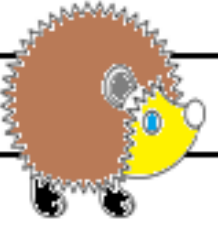
A A A A A A A A A



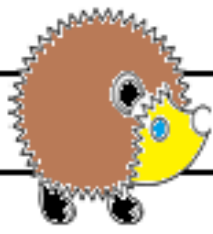
A A A A A A A A A



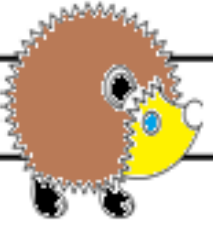
A A A A A A A A A



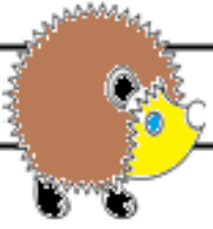
A A A A A A A A A



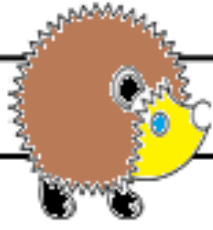
a a a a a a a a



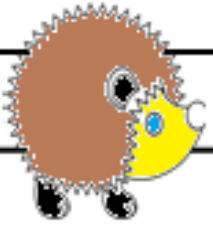
a a a a a a a a



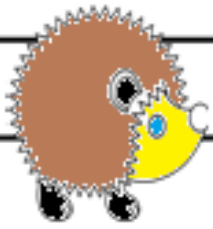
a a a a a a a a



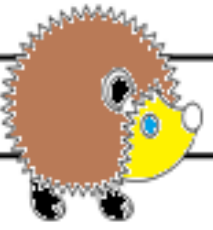
a a a a a a a a



a a a a a a a a



a a a a a a a a



a a a a a a a a



Handwriting practice row 1: A series of dotted uppercase letters 'B' on a set of three horizontal lines (top, middle, bottom) for tracing.



Handwriting practice row 2: A series of dotted uppercase letters 'B' on a set of three horizontal lines (top, middle, bottom) for tracing.



Handwriting practice row 3: A series of dotted uppercase letters 'B' on a set of three horizontal lines (top, middle, bottom) for tracing.



Handwriting practice row 4: A series of dotted uppercase letters 'B' on a set of three horizontal lines (top, middle, bottom) for tracing.



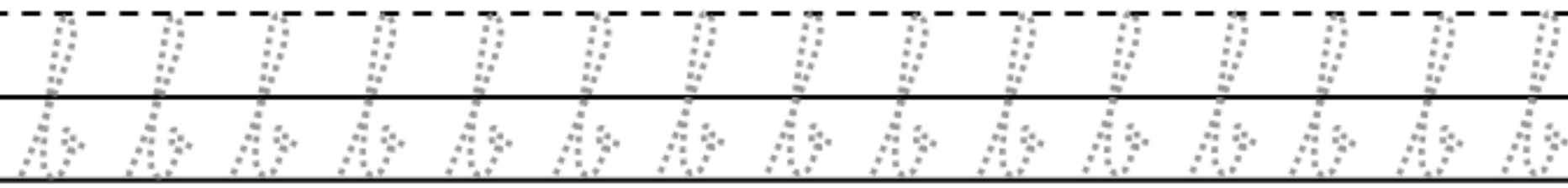
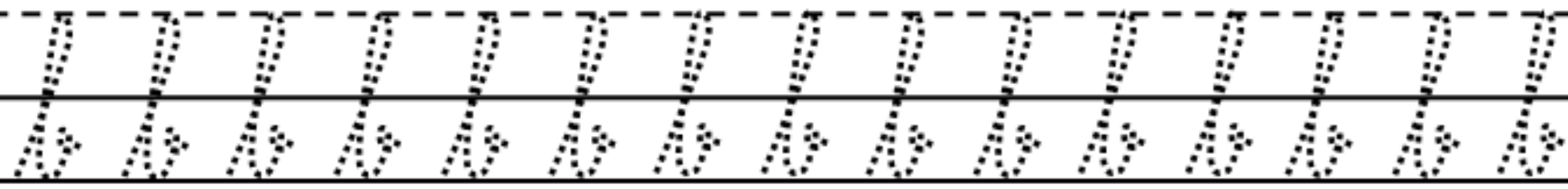
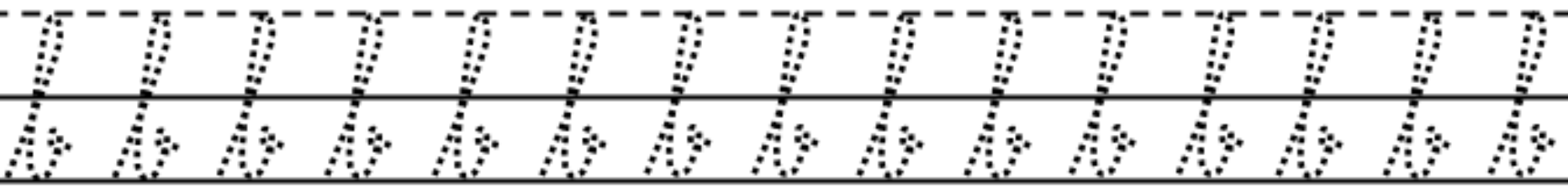
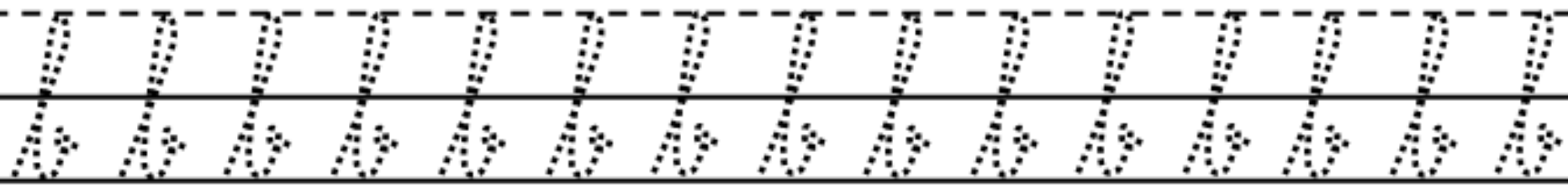
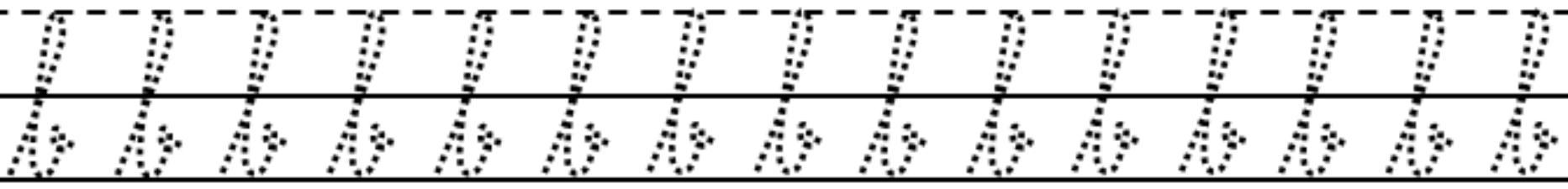
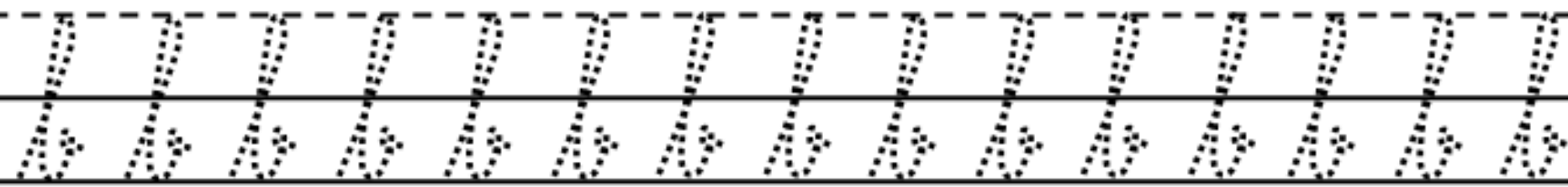
Handwriting practice row 5: A series of dotted uppercase letters 'B' on a set of three horizontal lines (top, middle, bottom) for tracing.



Handwriting practice row 6: A series of dotted uppercase letters 'B' on a set of three horizontal lines (top, middle, bottom) for tracing.



Handwriting practice row 7: A series of dotted uppercase letters 'B' on a set of three horizontal lines (top, middle, bottom) for tracing.





Handwriting practice row with 13 dotted uppercase 'O's and 13 dotted lowercase 'o's on a three-line grid.



Handwriting practice row with 13 dotted uppercase 'O's and 13 dotted lowercase 'o's on a three-line grid.



Handwriting practice row with 13 dotted uppercase 'O's and 13 dotted lowercase 'o's on a three-line grid.



Handwriting practice row with 13 dotted uppercase 'O's and 13 dotted lowercase 'o's on a three-line grid.



Handwriting practice row with 13 dotted uppercase 'O's and 13 dotted lowercase 'o's on a three-line grid.



Handwriting practice row with 13 dotted uppercase 'O's and 13 dotted lowercase 'o's on a three-line grid.



Handwriting practice row with 13 dotted uppercase 'O's and 13 dotted lowercase 'o's on a three-line grid.



a a a a a a a a a a a a a



a a a a a a a a a a a a a



a a a a a a a a a a a a a



a a a a a a a a a a a a a



a a a a a a a a a a a a a



a a a a a a a a a a a a a



a a a a a a a a a a a a a



g g g g g g g g g g g g



g g g g g g g g g g g g



g g g g g g g g g g g g



g g g g g g g g g g g g



g g g g g g g g g g g g



g g g g g g g g g g g g



g g g g g g g g g g g g



a a a a a a a a a a



a a a a a a a a a a



a a a a a a a a a a



a a a a a a a a a a




a a a a a a a a a a




a a a a a a a a a a




a a a a a a a a a a




o o o o o o o o o o o o o o




o o o o o o o o o o o o o o



o o o o o o o o o o o o o o




o o o o o o o o o o o o o o



o o o o o o o o o o o o o o



o o o o o o o o o o o o o o



o o o o o o o o o o o o o o





Tracing practice row 1: A series of dotted uppercase 'J's on a set of three horizontal lines (top solid, middle dashed, bottom solid).



Tracing practice row 2: A series of dotted uppercase 'J's on a set of three horizontal lines (top solid, middle dashed, bottom solid).



Tracing practice row 3: A series of dotted uppercase 'J's on a set of three horizontal lines (top solid, middle dashed, bottom solid).



Tracing practice row 4: A series of dotted uppercase 'J's on a set of three horizontal lines (top solid, middle dashed, bottom solid).



Tracing practice row 5: A series of dotted uppercase 'J's on a set of three horizontal lines (top solid, middle dashed, bottom solid).



Tracing practice row 6: A series of dotted uppercase 'J's on a set of three horizontal lines (top solid, middle dashed, bottom solid).



Tracing practice row 7: A series of dotted uppercase 'J's on a set of three horizontal lines (top solid, middle dashed, bottom solid).



Handwriting practice row 1: A series of 15 slanted, dashed uppercase letters 'A' on a set of three horizontal lines (top, middle, bottom).



Handwriting practice row 2: A series of 15 slanted, dashed uppercase letters 'A' on a set of three horizontal lines (top, middle, bottom).



Handwriting practice row 3: A series of 15 slanted, dashed uppercase letters 'A' on a set of three horizontal lines (top, middle, bottom).



Handwriting practice row 4: A series of 15 slanted, dashed uppercase letters 'A' on a set of three horizontal lines (top, middle, bottom).



Handwriting practice row 5: A series of 15 slanted, dashed uppercase letters 'A' on a set of three horizontal lines (top, middle, bottom).



Handwriting practice row 6: A series of 15 slanted, dashed uppercase letters 'A' on a set of three horizontal lines (top, middle, bottom).



Handwriting practice row 7: A series of 15 slanted, dashed uppercase letters 'A' on a set of three horizontal lines (top, middle, bottom).



g g g g g g g g g g g g g



g g g g g g g g g g g g g



g g g g g g g g g g g g g



g g g g g g g g g g g g g



g g g g g g g g g g g g g



g g g g g g g g g g g g g



g g g g g g g g g g g g g



Handwriting practice row 1: A series of dotted cursive 'a' characters on a three-line grid (top solid, middle solid, bottom dashed).



Handwriting practice row 2: A series of dotted cursive 'a' characters on a three-line grid.



Handwriting practice row 3: A series of dotted cursive 'a' characters on a three-line grid.



Handwriting practice row 4: A series of dotted cursive 'a' characters on a three-line grid.



Handwriting practice row 5: A series of dotted cursive 'a' characters on a three-line grid.



Handwriting practice row 6: A series of dotted cursive 'a' characters on a three-line grid.



Handwriting practice row 7: A series of dotted cursive 'a' characters on a three-line grid.



X X X X X X X X X X X X



X X X X X X X X X X X X



X X X X X X X X X X X X



X X X X X X X X X X X X



X X X X X X X X X X X X



X X X X X X X X X X X X



X X X X X X X X X X X X



Handwriting practice row for the letter 'h'. The row contains 11 dotted 'h' characters on a set of three horizontal lines (top solid, middle dashed, bottom solid).



Handwriting practice row for the letter 'h'. The row contains 11 dotted 'h' characters on a set of three horizontal lines (top solid, middle dashed, bottom solid).



Handwriting practice row for the letter 'h'. The row contains 11 dotted 'h' characters on a set of three horizontal lines (top solid, middle dashed, bottom solid).



Handwriting practice row for the letter 'h'. The row contains 11 dotted 'h' characters on a set of three horizontal lines (top solid, middle dashed, bottom solid).



Handwriting practice row for the letter 'h'. The row contains 11 dotted 'h' characters on a set of three horizontal lines (top solid, middle dashed, bottom solid).



Handwriting practice row for the letter 'h'. The row contains 11 dotted 'h' characters on a set of three horizontal lines (top solid, middle dashed, bottom solid).



Handwriting practice row for the letter 'h'. The row contains 11 dotted 'h' characters on a set of three horizontal lines (top solid, middle dashed, bottom solid).

Handwriting practice row 1: A red heart icon on the left, followed by a series of dotted uppercase 'J's on a three-line grid for tracing.

Handwriting practice row 2: A red heart icon on the left, followed by a series of dotted uppercase 'J's on a three-line grid for tracing.


Handwriting practice row 3: A red heart icon on the left, followed by a series of dotted uppercase 'J's on a three-line grid for tracing.

Handwriting practice row 4: A red heart icon on the left, followed by a series of dotted uppercase 'J's on a three-line grid for tracing.


Handwriting practice row 5: A red heart icon on the left, followed by a series of dotted uppercase 'J's on a three-line grid for tracing.

Handwriting practice row 6: A red heart icon on the left, followed by a series of dotted uppercase 'J's on a three-line grid for tracing.


Handwriting practice row 7: A red heart icon on the left, followed by a series of dotted uppercase 'J's on a three-line grid for tracing.



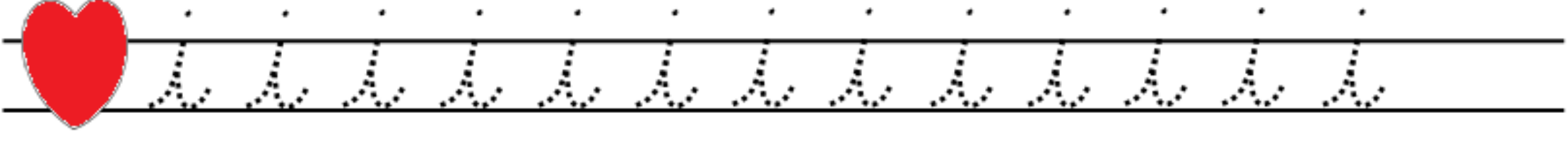
i i i i i i i i i i i i i




i i i i i i i i i i i i i




i i i i i i i i i i i i i




i i i i i i i i i i i i i




i i i i i i i i i i i i i




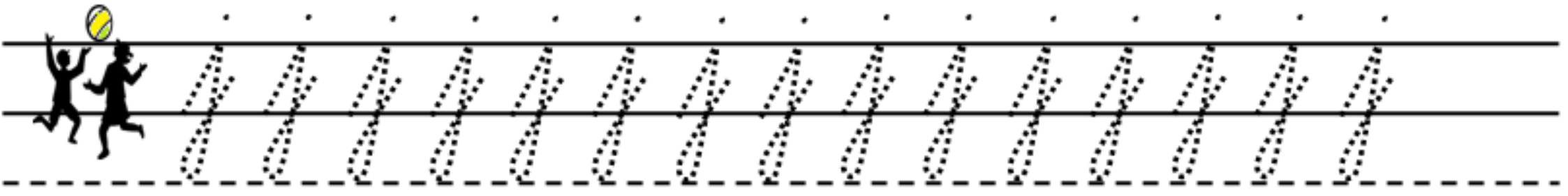
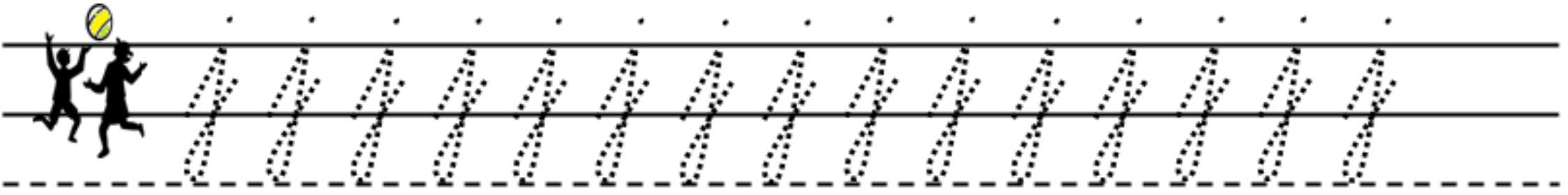





i i i i i i i i i i i i i




i i i i i i i i i i i i i









x x x x x x x x x x




x x x x x x x x x x




x x x x x x x x x x




x x x x x x x x x x



x x x x x x x x x x



x x x x x x x x x x



x x x x x x x x x x



A A A A A A A A A A A



A A A A A A A A A A A



A A A A A A A A A A A



A A A A A A A A A A A



A A A A A A A A A A A




A A A A A A A A A A A



A A A A A A A A A A A



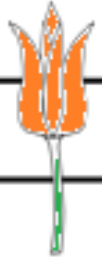
o o o o o o o o o o o o o
o o o o o o o o o o o o o



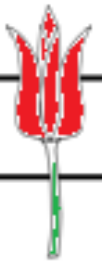
o o o o o o o o o o o o o
o o o o o o o o o o o o o



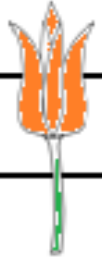
o o o o o o o o o o o o o
o o o o o o o o o o o o o




o o o o o o o o o o o o o
o o o o o o o o o o o o o



o o o o o o o o o o o o o
o o o o o o o o o o o o o



o o o o o o o o o o o o o
o o o o o o o o o o o o o



o o o o o o o o o o o o o
o o o o o o o o o o o o o



Handwriting practice row 1: A series of 13 dotted uppercase 'X's on a set of three horizontal lines (top, middle, bottom).



Handwriting practice row 2: A series of 13 dotted uppercase 'X's on a set of three horizontal lines (top, middle, bottom).




Handwriting practice row 3: A series of 13 dotted uppercase 'X's on a set of three horizontal lines (top, middle, bottom).



Handwriting practice row 4: A series of 13 dotted uppercase 'X's on a set of three horizontal lines (top, middle, bottom).



Handwriting practice row 5: A series of 13 dotted uppercase 'X's on a set of three horizontal lines (top, middle, bottom).



Handwriting practice row 6: A series of 13 dotted uppercase 'X's on a set of three horizontal lines (top, middle, bottom).



Handwriting practice row 7: A series of 13 dotted uppercase 'X's on a set of three horizontal lines (top, middle, bottom).



M M M M M M M



M M M M M M M



M M M M M M M



M M M M M M M



M M M M M M M



M M M M M M M



M M M M M M M



m m m m m m m m



m m m m m m m m



m m m m m m m m



m m m m m m m m



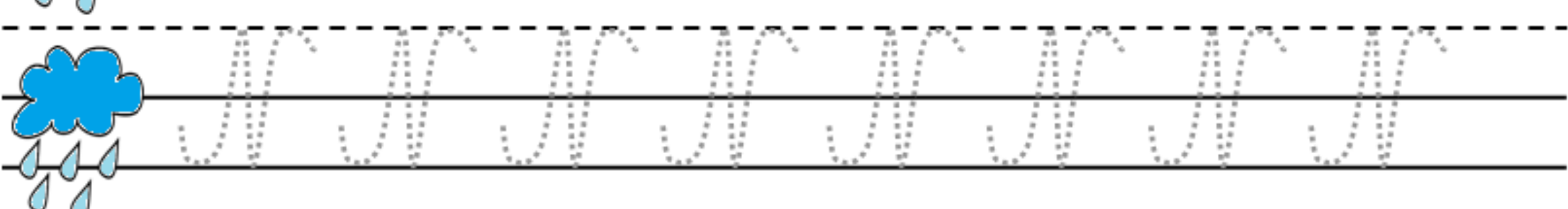
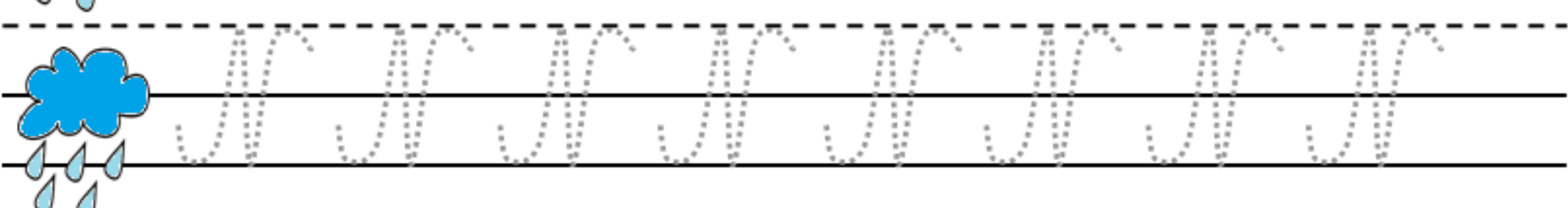
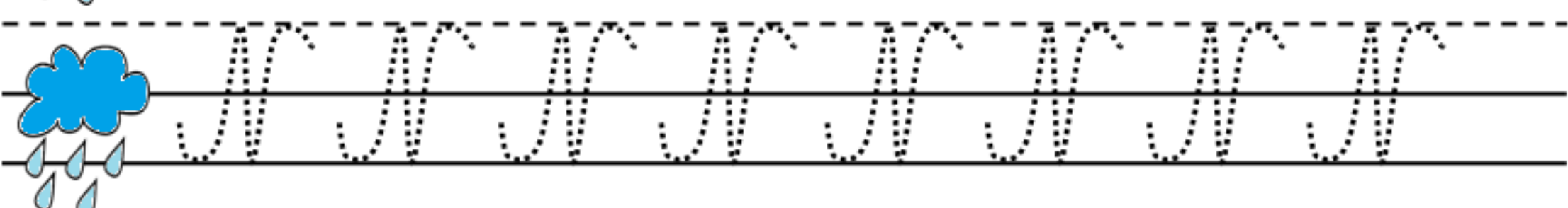
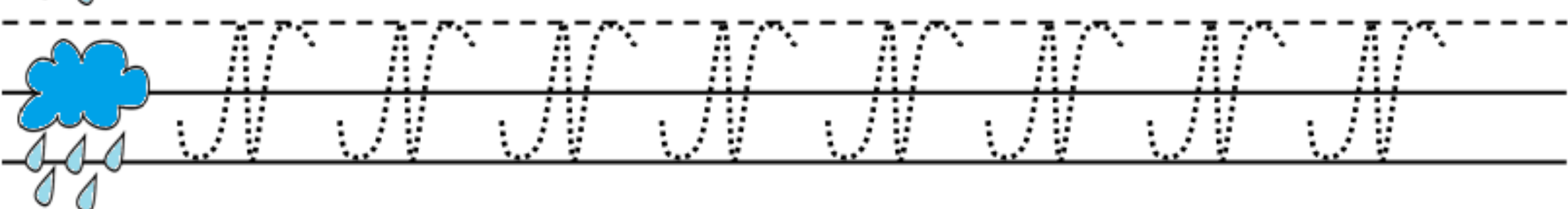
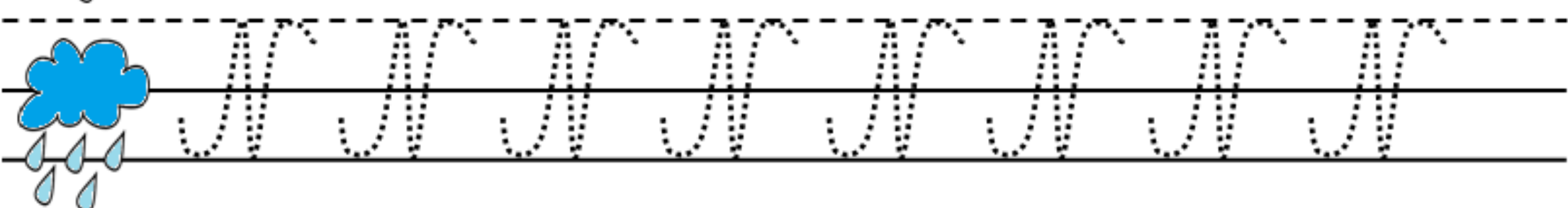
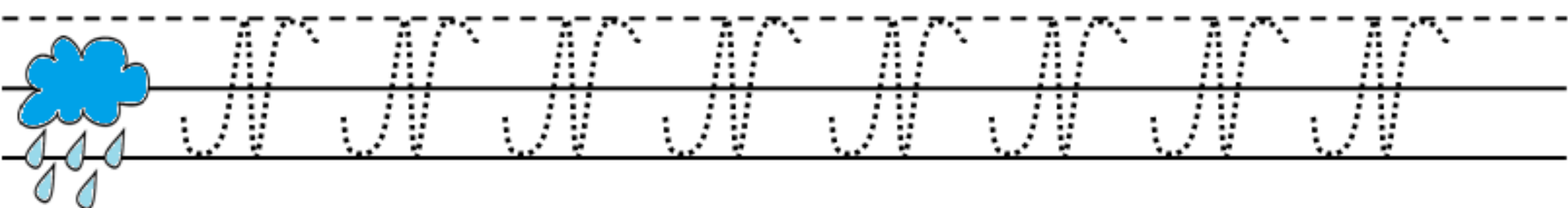

m m m m m m m m

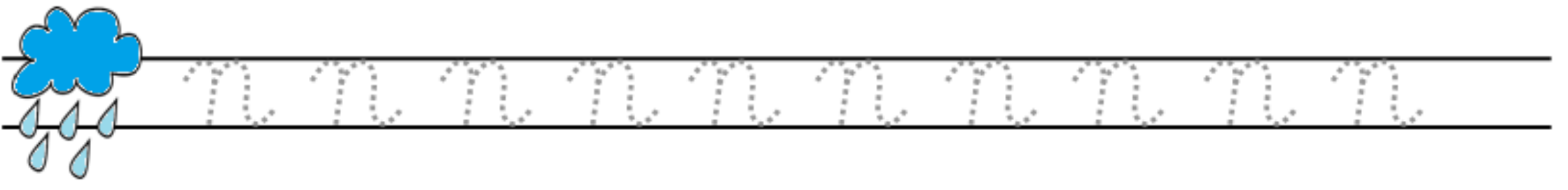
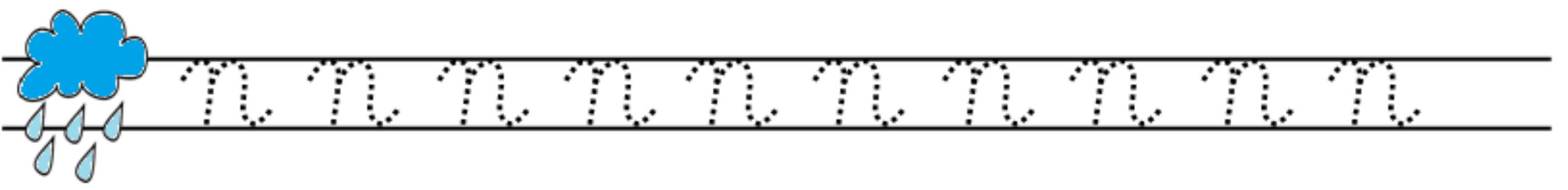
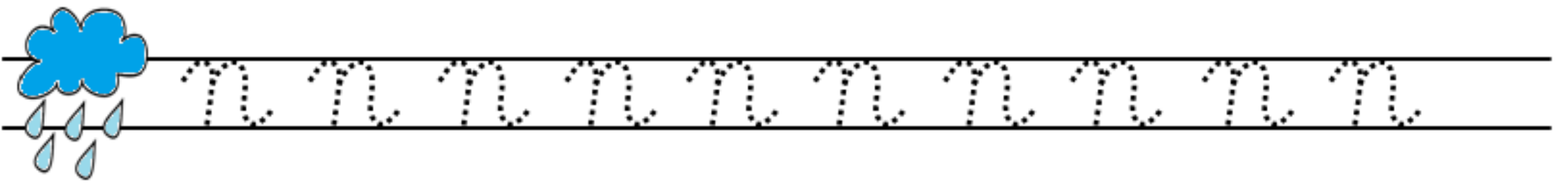
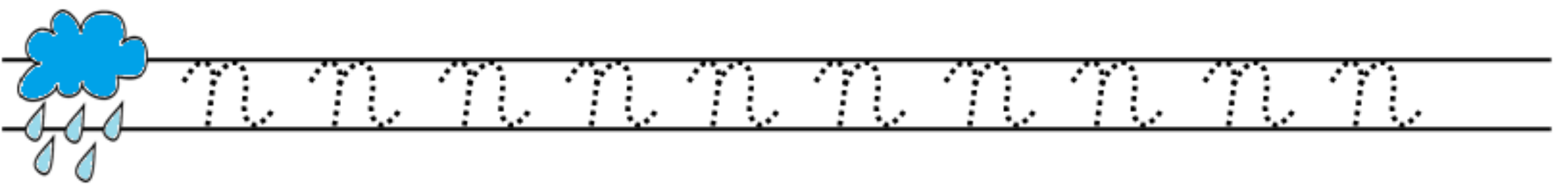
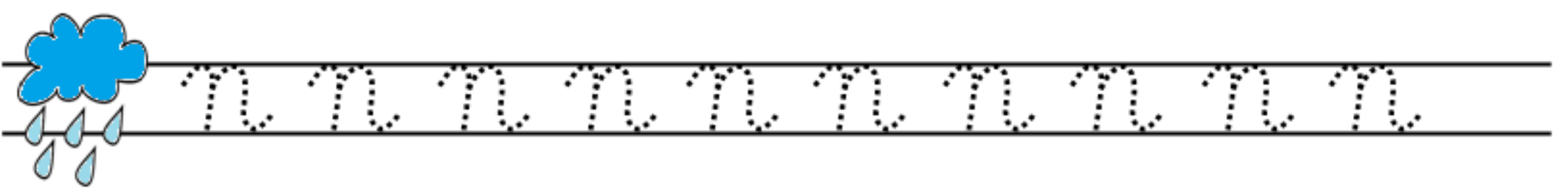
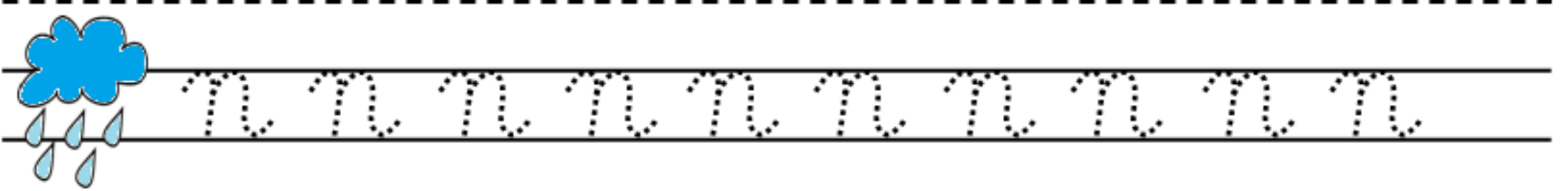


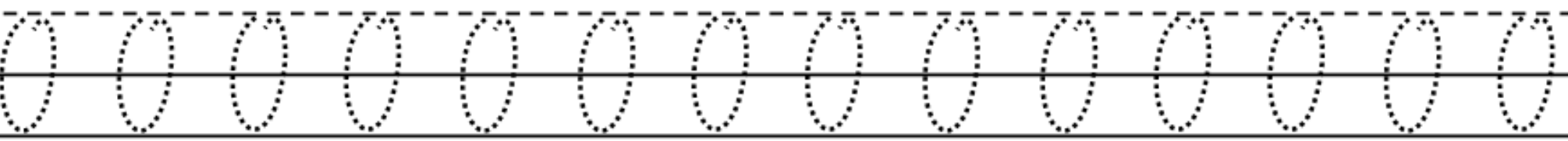
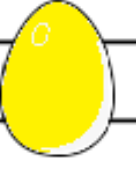
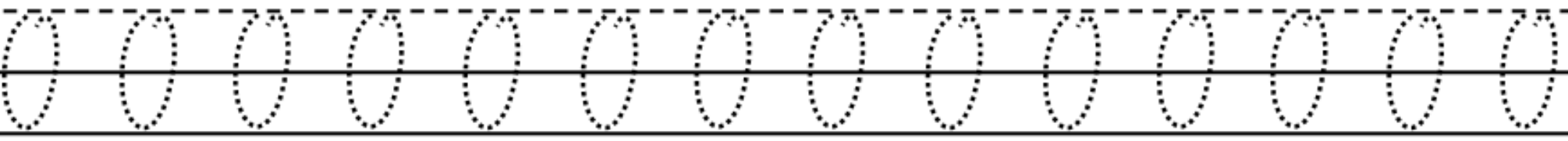
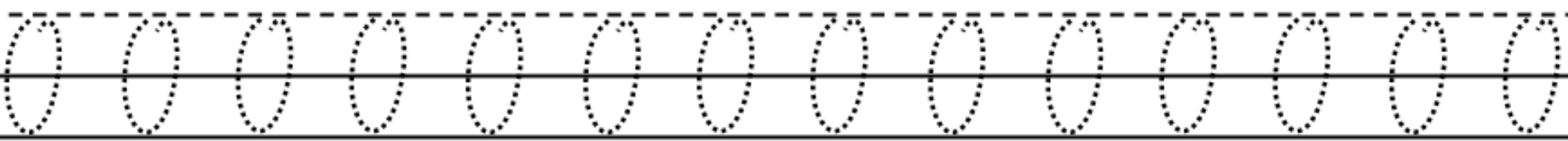

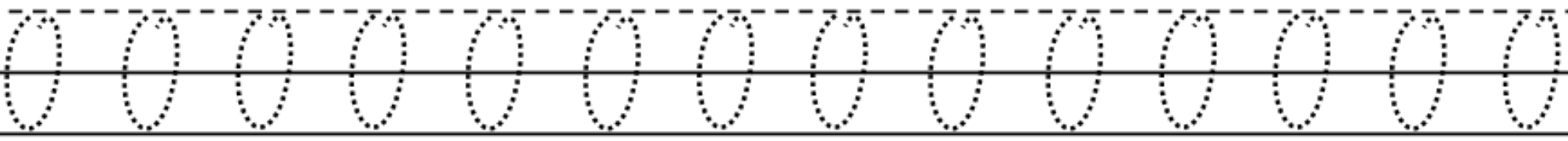
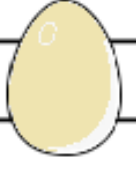
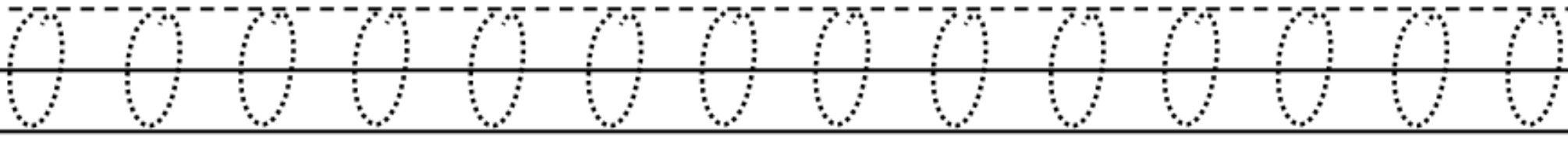

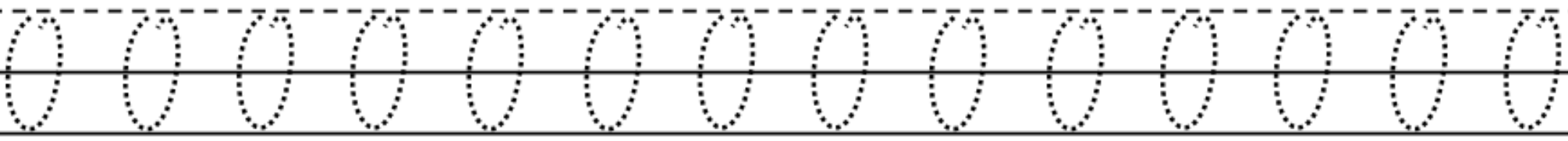
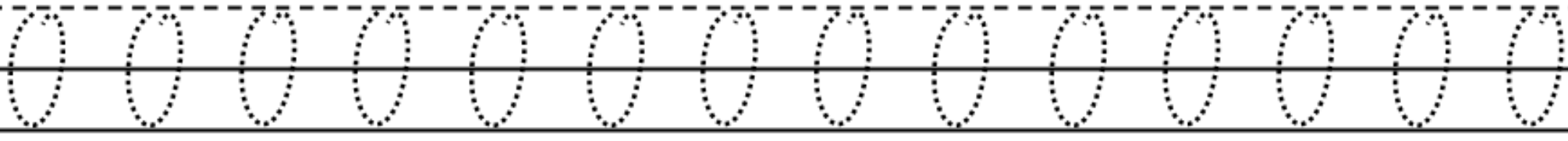

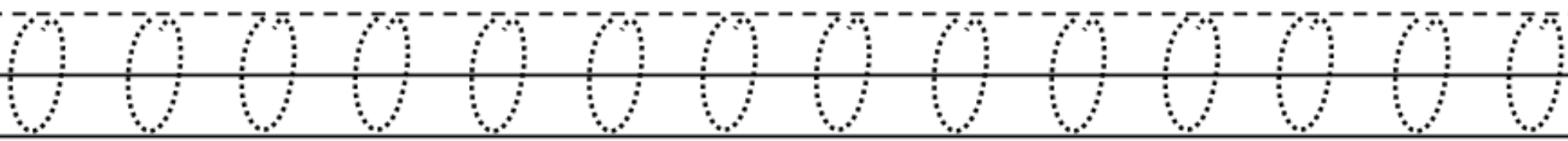
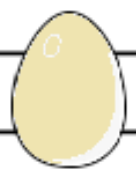
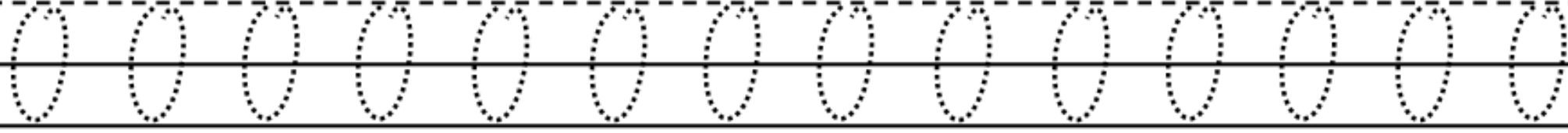

m m m m m m m m



m m m m m m m m









o o o o o o o o o o o o o o



o o o o o o o o o o o o o o



o o o o o o o o o o o o o o



o o o o o o o o o o o o o o



o o o o o o o o o o o o o o




o o o o o o o o o o o o o o



o o o o o o o o o o o o o o




Handwriting practice row 1: A series of ten dotted cursive 'p' characters on a three-line grid (top solid, middle dashed, bottom solid).




Handwriting practice row 2: A series of ten dotted cursive 'p' characters on a three-line grid.



Handwriting practice row 3: A series of ten dotted cursive 'p' characters on a three-line grid.



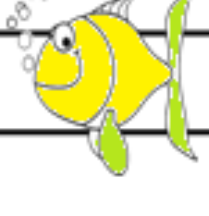
Handwriting practice row 4: A series of ten dotted cursive 'p' characters on a three-line grid.




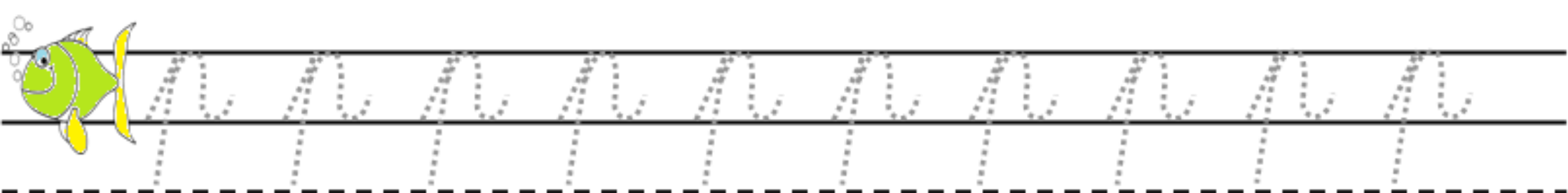

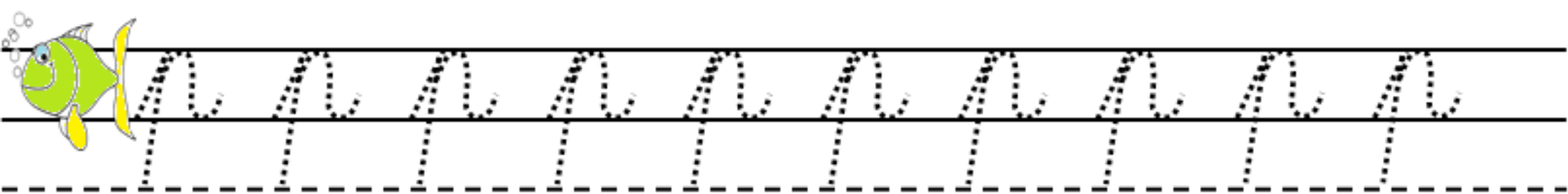
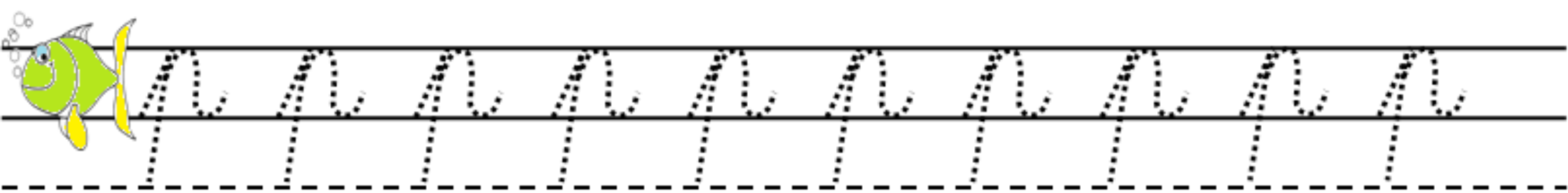
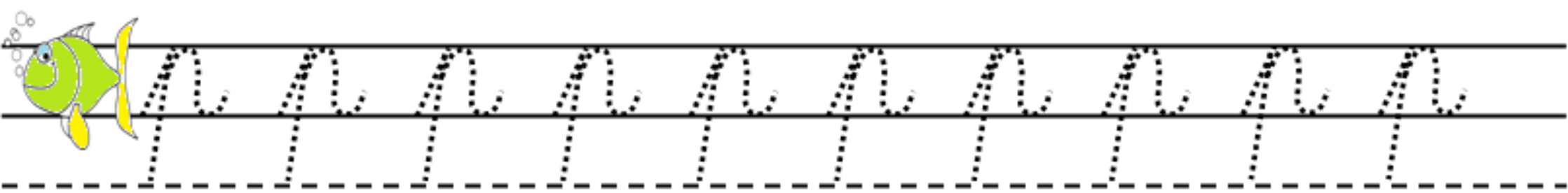

Handwriting practice row 5: A series of ten dotted cursive 'p' characters on a three-line grid.



Handwriting practice row 6: A series of ten dotted cursive 'p' characters on a three-line grid.



Handwriting practice row 7: A series of ten dotted cursive 'p' characters on a three-line grid.





Handwriting practice row 1: A series of ten dotted uppercase letter 'R's on a set of three horizontal lines (top solid, middle dashed, bottom solid).



Handwriting practice row 2: A series of ten dotted uppercase letter 'R's on a set of three horizontal lines (top solid, middle dashed, bottom solid).



Handwriting practice row 3: A series of ten dotted uppercase letter 'R's on a set of three horizontal lines (top solid, middle dashed, bottom solid).



Handwriting practice row 4: A series of ten dotted uppercase letter 'R's on a set of three horizontal lines (top solid, middle dashed, bottom solid).



Handwriting practice row 5: A series of ten dotted uppercase letter 'R's on a set of three horizontal lines (top solid, middle dashed, bottom solid).



Handwriting practice row 6: A series of ten dotted uppercase letter 'R's on a set of three horizontal lines (top solid, middle dashed, bottom solid).



Handwriting practice row 7: A series of ten dotted uppercase letter 'R's on a set of three horizontal lines (top solid, middle dashed, bottom solid).



n n n n n n n n n n



n n n n n n n n n n



n n n n n n n n n n



n n n n n n n n n n



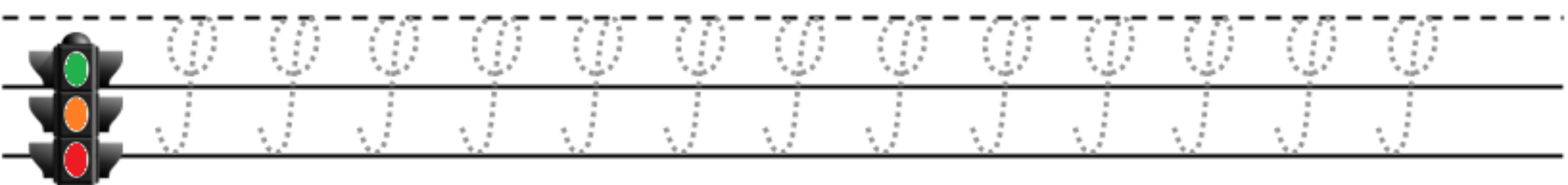
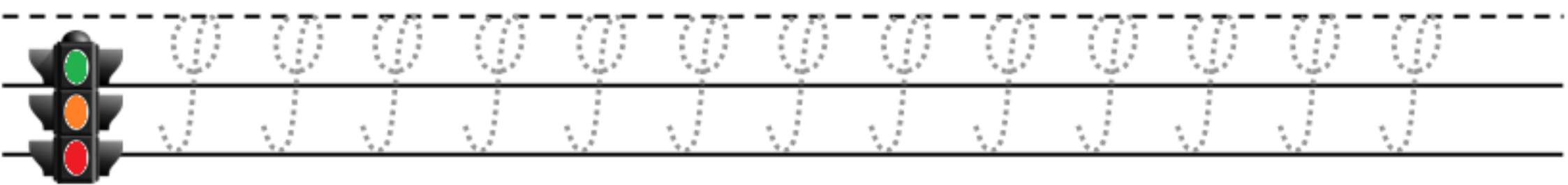
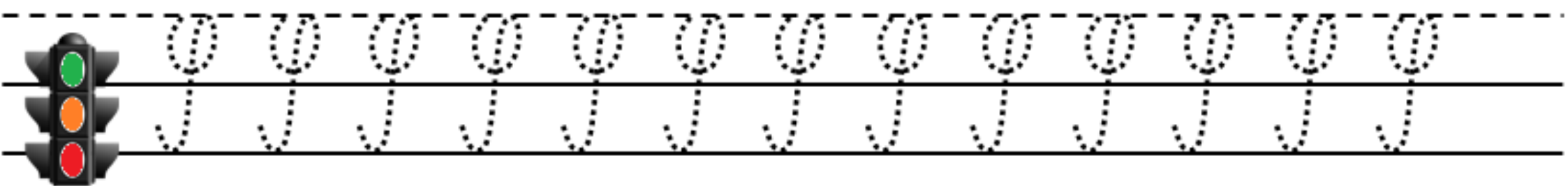
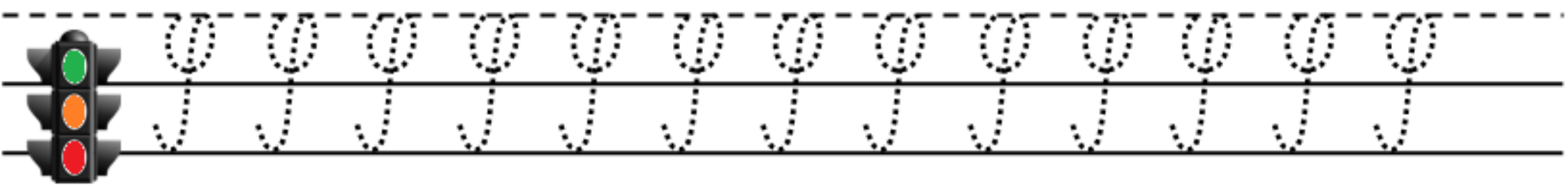
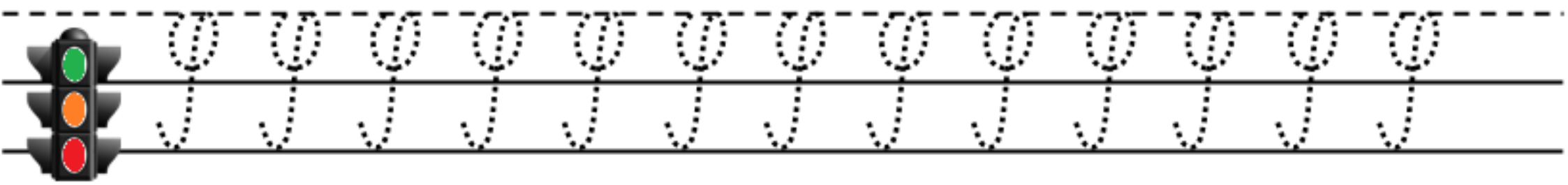
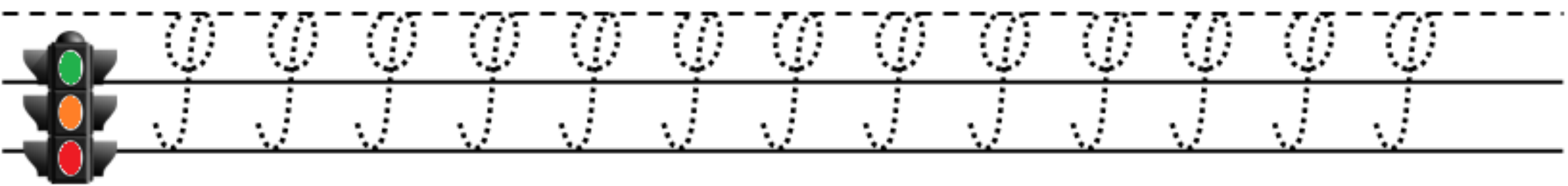
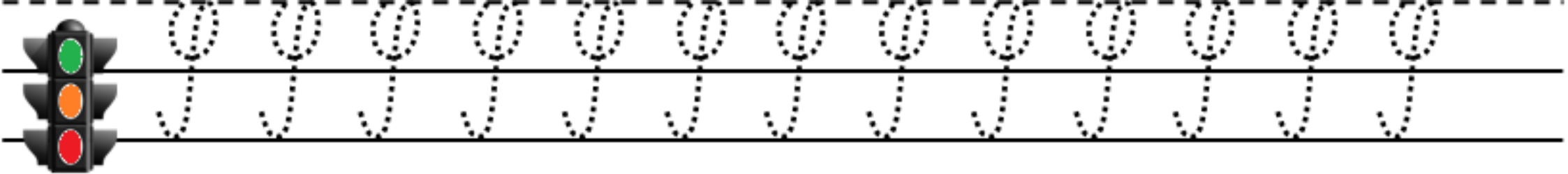
n n n n n n n n n n



n n n n n n n n n n



n n n n n n n n n n





△ △ △ △ △ △ △ △ △ △ △ △ △ △ △



△ △ △ △ △ △ △ △ △ △ △ △ △ △ △



△ △ △ △ △ △ △ △ △ △ △ △ △ △ △



△ △ △ △ △ △ △ △ △ △ △ △ △ △ △



△ △ △ △ △ △ △ △ △ △ △ △ △ △ △



△ △ △ △ △ △ △ △ △ △ △ △ △ △ △



△ △ △ △ △ △ △ △ △ △ △ △ △ △ △



x x x x x x x x x x x x x



x x x x x x x x x x x x x



x x x x x x x x x x x x x



x x x x x x x x x x x x x



x x x x x x x x x x x x x



x x x x x x x x x x x x x



x x x x x x x x x x x x x



u u u u u u u u u u u



u u u u u u u u u u u



u u u u u u u u u u u



u u u u u u u u u u u



u u u u u u u u u u u



u u u u u u u u u u u



u u u u u u u u u u u



u u u u u u u u u



u u u u u u u u u



u u u u u u u u u



u u u u u u u u u



u u u u u u u u u



u u u u u u u u u



u u u u u u u u u



u u u u u u u u u u u u u



u u u u u u u u u u u u u



u u u u u u u u u u u u u



u u u u u u u u u u u u u



u u u u u u u u u u u u u



u u u u u u u u u u u u u



u u u u u u u u u u u u u



u u u u u u u u u u u u



u u u u u u u u u u u u



u u u u u u u u u u u u



u u u u u u u u u u u u



u u u u u u u u u u u u



u u u u u u u u u u u u



u u u u u u u u u u u u



w w w w w w w w

w w w w w w w w



y y y y y y y y

y y y y y y y y

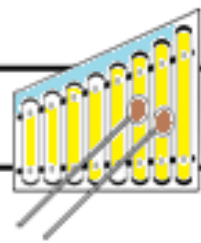


o o o o o o o o

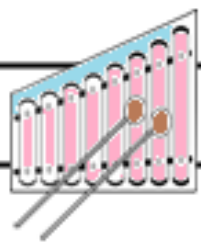
o o o o o o o o



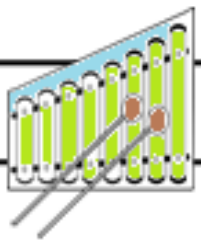
w y o w y o w y o w y o



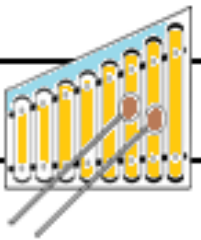
x x x x x x x x x x x




x x x x x x x x x x x



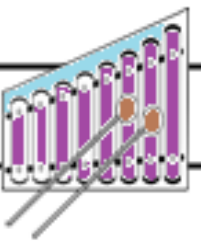
x x x x x x x x x x x



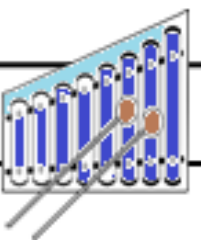
x x x x x x x x x x x



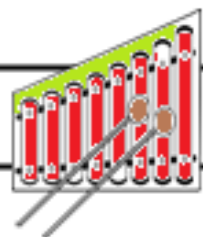
x x x x x x x x x x x



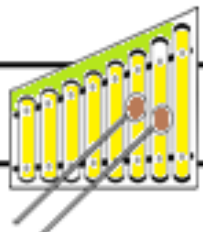
x x x x x x x x x x x



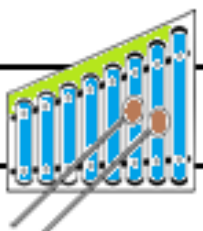
x x x x x x x x x x x



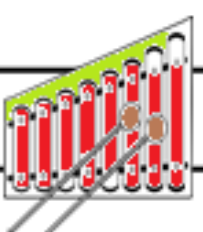
x x x x x x x x x x



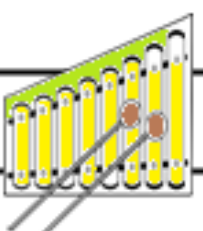
x x x x x x x x x x



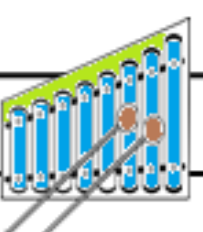
x x x x x x x x x x



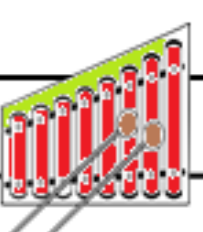
x x x x x x x x x x



x x x x x x x x x x



x x x x x x x x x x



x x x x x x x x x x



Handwriting practice row 1: A solid line at the top, a dashed line in the middle, and a solid line at the bottom. The letter 'I' is written in a dotted font between the top and bottom lines, repeated 12 times.



Handwriting practice row 2: A solid line at the top, a dashed line in the middle, and a solid line at the bottom. The letter 'I' is written in a dotted font between the top and bottom lines, repeated 12 times.



Handwriting practice row 3: A solid line at the top, a dashed line in the middle, and a solid line at the bottom. The letter 'I' is written in a dotted font between the top and bottom lines, repeated 12 times.



Handwriting practice row 4: A solid line at the top, a dashed line in the middle, and a solid line at the bottom. The letter 'I' is written in a dotted font between the top and bottom lines, repeated 12 times.



Handwriting practice row 5: A solid line at the top, a dashed line in the middle, and a solid line at the bottom. The letter 'I' is written in a dotted font between the top and bottom lines, repeated 12 times.



Handwriting practice row 6: A solid line at the top, a dashed line in the middle, and a solid line at the bottom. The letter 'I' is written in a dotted font between the top and bottom lines, repeated 12 times.



Handwriting practice row 7: A solid line at the top, a dashed line in the middle, and a solid line at the bottom. The letter 'I' is written in a dotted font between the top and bottom lines, repeated 12 times.



Handwriting practice row 1: A series of dotted lowercase letters 'a' on a set of three horizontal lines (top solid, middle dashed, bottom solid).



Handwriting practice row 2: A series of dotted lowercase letters 'a' on a set of three horizontal lines (top solid, middle dashed, bottom solid).



Handwriting practice row 3: A series of dotted lowercase letters 'a' on a set of three horizontal lines (top solid, middle dashed, bottom solid).



Handwriting practice row 4: A series of dotted lowercase letters 'a' on a set of three horizontal lines (top solid, middle dashed, bottom solid).



Handwriting practice row 5: A series of dotted lowercase letters 'a' on a set of three horizontal lines (top solid, middle dashed, bottom solid).



Handwriting practice row 6: A series of dotted lowercase letters 'a' on a set of three horizontal lines (top solid, middle dashed, bottom solid).



Handwriting practice row 7: A series of dotted lowercase letters 'a' on a set of three horizontal lines (top solid, middle dashed, bottom solid).