

SÍLABAS


SIMPLES

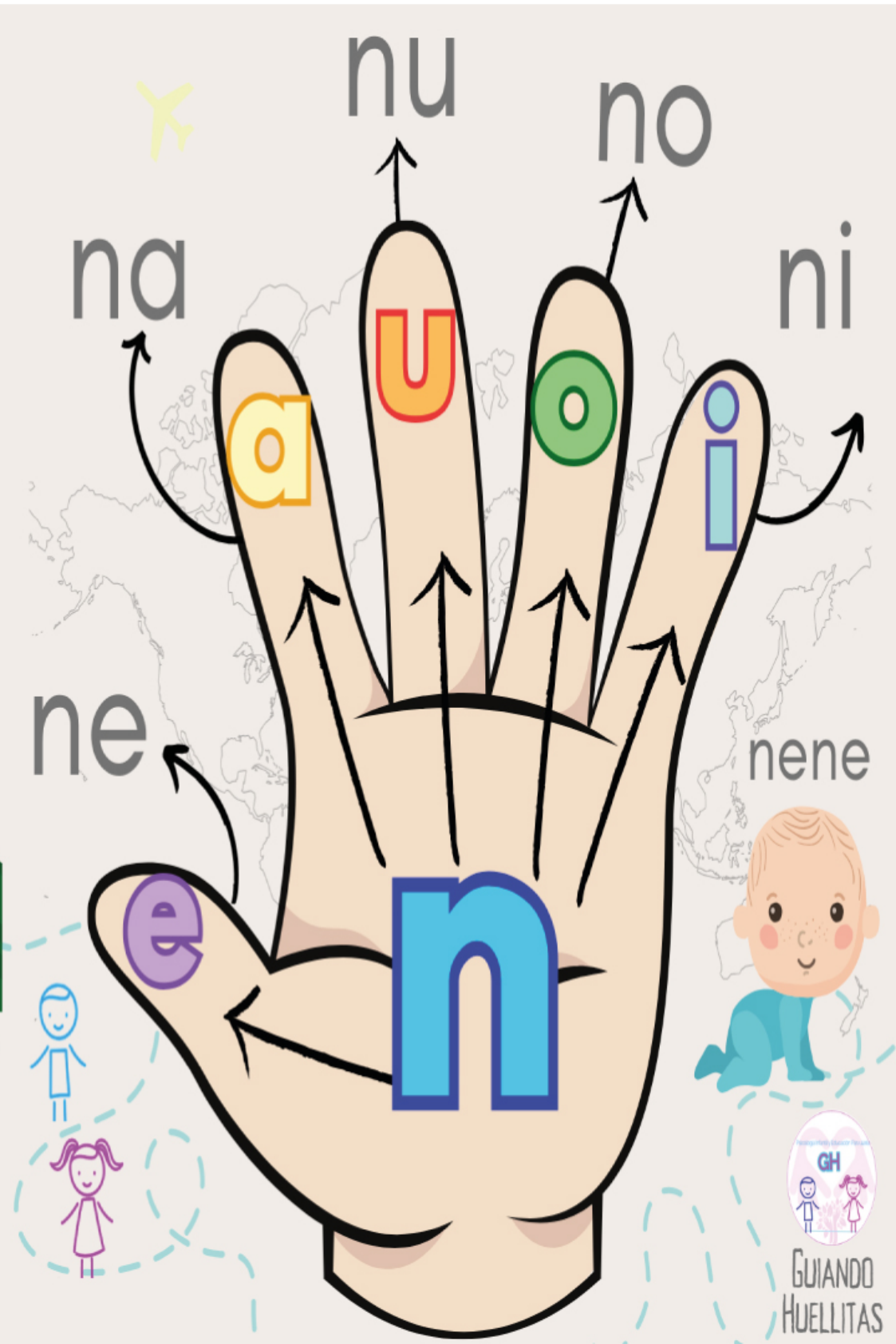


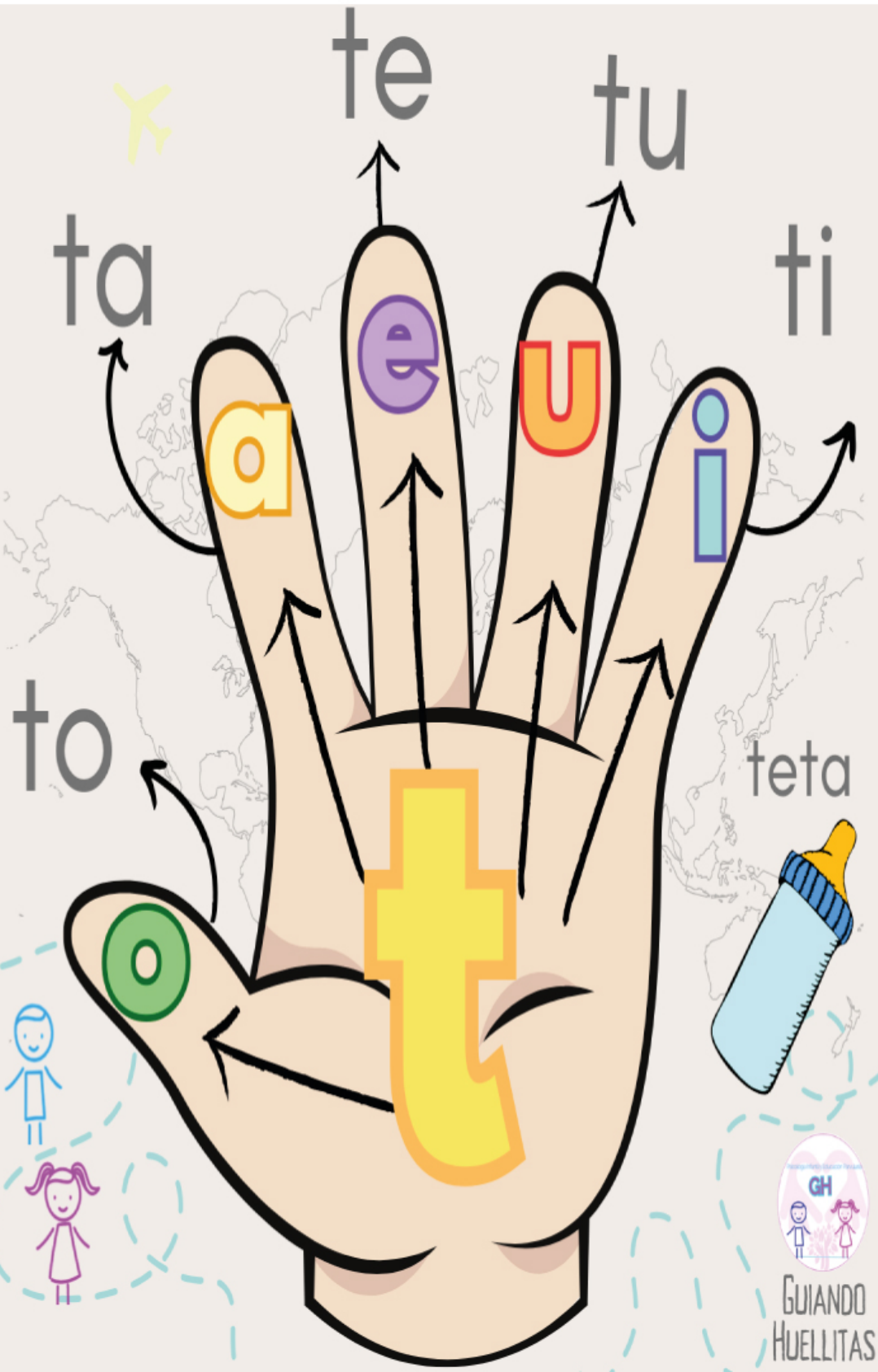
GUIANDO HUELLITAS

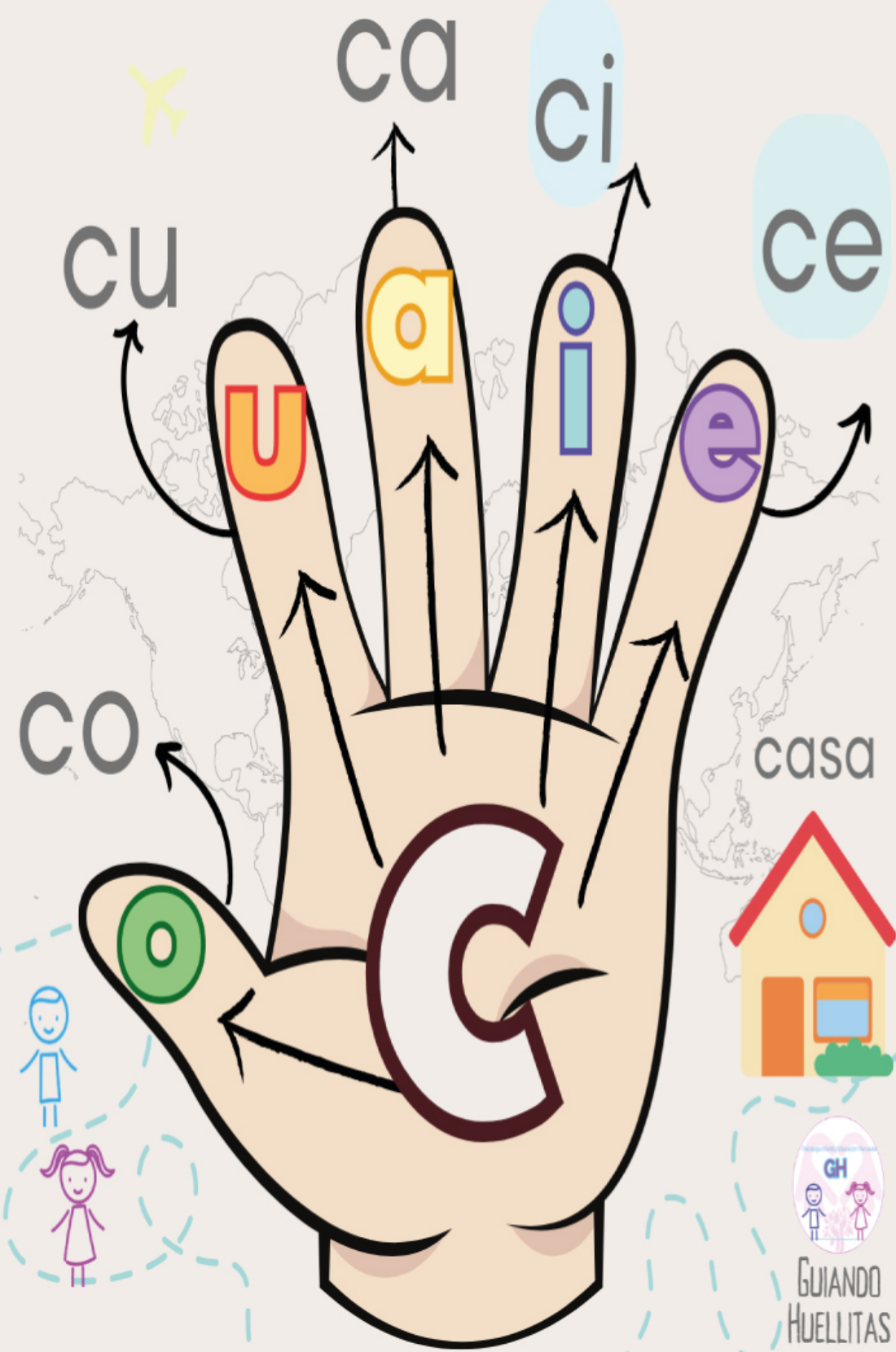
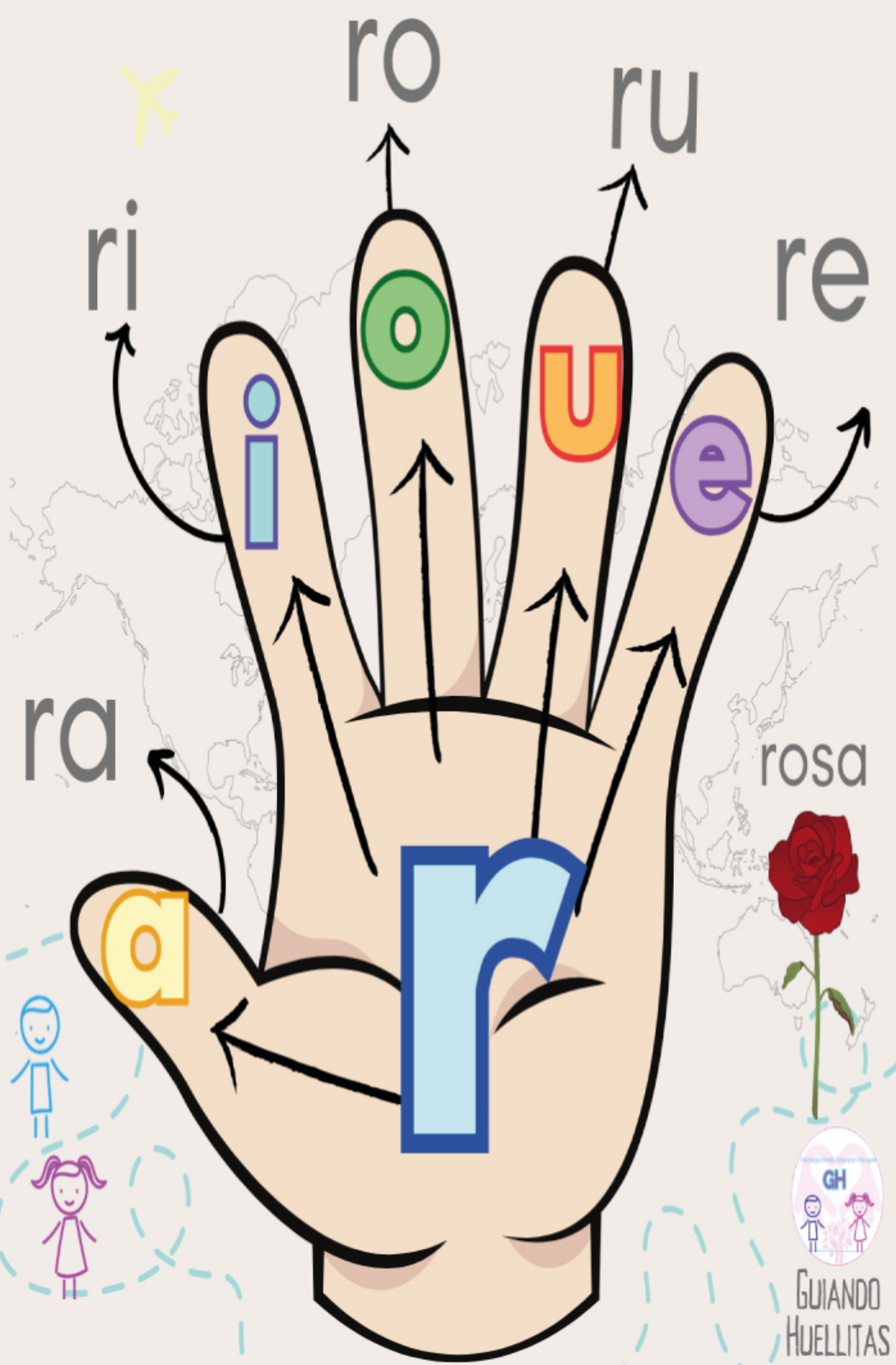



GUIANDO HUELLITAS









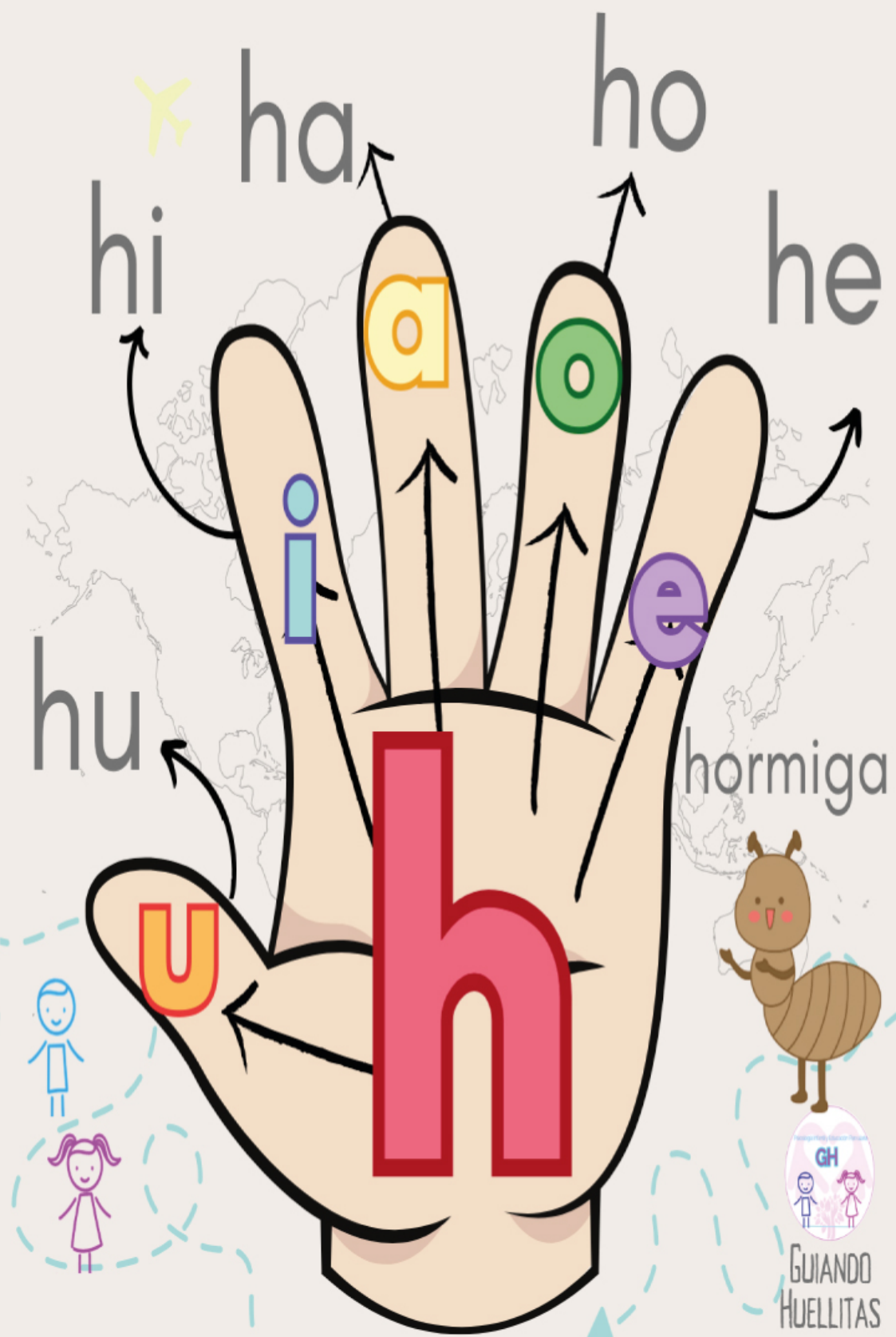


This diagram illustrates the letter 'V' using a hand. The palm features a large green 'V'. The fingers hold the vowels: thumb (e), index (i), middle (U), ring (o), and pinky (a). Arrows point from these vowels to syllables: 'vi' (with a yellow airplane icon), 'vu', 'vo', 'va', and 've'. A cow is shown with the word 'vaca' below it. At the bottom, a girl is shown with a dashed line and the logo 'GUIANDO HUELLITAS' containing the letters 'GH'.

This diagram illustrates the letter 'B' using a hand. The palm features a large yellow 'B'. The fingers hold the vowels: thumb (e), index (i), middle (U), ring (o), and pinky (a). Arrows point from these vowels to syllables: 'bi' (with a yellow airplane icon), 'bu', 'bo', 'ba', and 'be'. A yellow boot is shown with the word 'bota' below it. At the bottom, a girl is shown with a dashed line and the logo 'GUIANDO HUELLITAS' containing the letters 'GH'.

This diagram illustrates the letter 'g' using a hand mnemonic. The thumb contains a yellow 'a', the index finger a green 'o', the middle finger an orange 'u', the ring finger a purple 'e', and the pinky finger a blue 'i'. A large teal 'g' with a pink outline is centered on the palm. Arrows point from each finger to corresponding syllables: 'ga' (thumb), 'go' (index), 'gu' (middle), 'ge' (ring), and 'gi' (pinky). A yellow star is positioned above 'go' and 'gu'. A light blue oval highlights 'ge' and 'gi'. A cat is shown below the hand, with the word 'gato' written next to it. In the bottom left, a girl is shown with a dashed line around her, and a logo for 'GUIANDO HUELLITAS' with the letters 'GH' is in the bottom center.

This diagram illustrates the letter 'y' using a hand mnemonic. The thumb contains a yellow 'a', the index finger a purple 'e', the middle finger a blue 'i', the ring finger a green 'o', and the pinky finger an orange 'u'. A large grey 'y' with a white outline is centered on the palm. Arrows point from each finger to corresponding syllables: 'ya' (thumb), 'ye' (index), 'yi' (middle), 'yo' (ring), and 'yu' (pinky). A yellow star is positioned above 'ye' and 'yi'. A light blue oval highlights 'gi' from the previous diagram, which is now positioned above 'ye'. A boat is shown below the hand, with the word 'yate' written next to it. In the bottom left, a girl is shown with a dashed line around her, and a logo for 'GUIANDO HUELLITAS' with the letters 'GH' is in the bottom center.





chu cho cha chi che

ch

u a o i e

chancho

GUIANDO HUELLITAS

Detailed description: This illustration shows a right hand with the letters 'u', 'a', 'o', 'i', and 'e' on the thumb, index, middle, ring, and pinky fingers respectively. The letters 'ch' are written in large, bold, yellow-green font on the palm. Arrows point from each letter on the fingers to corresponding words: 'u' to 'chu', 'a' to 'cho', 'o' to 'cha', 'i' to 'chi', and 'e' to 'che'. A pink pig is shown below the hand, and a girl icon is in the bottom left. A logo for 'GUIANDO HUELLITAS' is at the bottom center.

ke ka ku ki

k

u e a i o

koala

GUIANDO HUELLITAS

Detailed description: This illustration shows a right hand with the letters 'u', 'e', 'a', 'i', and 'o' on the thumb, index, middle, ring, and pinky fingers respectively. The letter 'k' is written in large, bold, pink font on the palm. Arrows point from each letter on the fingers to corresponding words: 'u' to 'ku', 'e' to 'ke', 'a' to 'ka', 'i' to 'ki', and 'o' to 'koala'. A grey koala is shown below the hand, and a girl icon is in the bottom left. A logo for 'GUIANDO HUELLITAS' is at the bottom center.

que

qui

queso

qu

GUIANDO
HUELLITAS

A handwriting guide for the digraph 'qu'. A hand is shown with a purple 'e' on the index finger and a blue 'i' on the middle finger. Arrows point from these letters to the words 'que' and 'qui' above. The word 'queso' is written next to a slice of cheese. The large letters 'qu' are shown in the palm. In the bottom left, a family icon is circled with a dashed line. In the bottom right, a logo for 'GUIANDO HUELLITAS' features a family icon and the letters 'GH'.

gue

gui

guitarra

gu

GUIANDO
HUELLITAS

A handwriting guide for the digraph 'gu'. A hand is shown with a purple 'e' on the index finger and a blue 'i' on the middle finger. Arrows point from these letters to the words 'gue' and 'gui' above. The word 'guitarra' is written next to a guitar. The large letters 'gu' are shown in the palm. In the bottom left, a family icon is circled with a dashed line. In the bottom right, a logo for 'GUIANDO HUELLITAS' features a family icon and the letters 'GH'.

This diagram illustrates the letter 'X' using a hand. The palm features a large purple 'X'. The thumb has a yellow 'c'. The fingers have colored circles: green 'o', orange 'u', purple 'e', and blue 'i'. Arrows point from these circles to pinyin labels: 'xu' (with a yellow airplane icon), 'xe', 'xi', 'xo', 'xa', and 'xc'. The background includes a map of Asia and an illustration of a xylophone. At the bottom, there is a logo for 'GUJANDO HUELLITAS' featuring a girl and a boy.

This diagram illustrates the letter 'W' using a hand. The palm features a large yellow 'W'. The thumb has a yellow 'c'. The fingers have colored circles: purple 'e', green 'o', orange 'u', and blue 'i'. Arrows point from these circles to pinyin labels: 'wo' (with a yellow airplane icon), 'wu', 'wi', 'we', 'wa', and 'wc'. The background includes a map of Asia and an illustration of a waffle with strawberries. At the bottom, there is a logo for 'GUJANDO HUELLITAS' featuring a girl and a boy.