








# Construyo palabras

Instrucciones. Observa la imagen, construye y escribe la palabra

Observa 	Construye 	Escribe 
	<div style="border: 1px dashed black; width: 100%; height: 100%; display: flex; justify-content: space-between;"><div style="border: 1px dashed black; width: 45%; height: 100%;"></div><div style="border: 1px dashed black; width: 45%; height: 100%;"></div></div>	
	<div style="border: 1px dashed black; width: 100%; height: 100%; display: flex; justify-content: space-between;"><div style="border: 1px dashed black; width: 45%; height: 100%;"></div><div style="border: 1px dashed black; width: 45%; height: 100%;"></div></div>	
	<div style="border: 1px dashed black; width: 100%; height: 100%; display: flex; justify-content: space-between;"><div style="border: 1px dashed black; width: 45%; height: 100%;"></div><div style="border: 1px dashed black; width: 45%; height: 100%;"></div></div>	
	<div style="border: 1px dashed black; width: 100%; height: 100%; display: flex; justify-content: space-between;"><div style="border: 1px dashed black; width: 45%; height: 100%;"></div><div style="border: 1px dashed black; width: 45%; height: 100%;"></div></div>	

lla

si

llu

hue

ve








lla

via

lla

# Construyo palabras




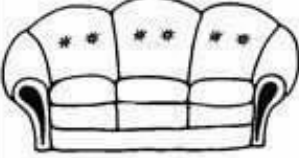



Instrucciones. Observa la imagen, construye y escribe la palabra

Observa 	Construye 	Escribe 			
	<table border="1"><tr><td></td><td></td><td></td></tr></table>				
	<table border="1"><tr><td></td><td></td><td></td></tr></table>				
	<table border="1"><tr><td></td><td></td><td></td></tr></table>				
	<table border="1"><tr><td></td><td></td><td></td></tr></table>				

ca	pes	ta	pi	si	re
ña	ba	ña	ña	ta	na

# Construyo palabras

Instrucciones. Observa la imagen, construye y escribe la palabra

Observa 	Construye 	Escribe 
		
		
		
		

fá

del

fin

nu

ca








fé

so

be

# Construyo palabras

Instrucciones. Observa la imagen, construye y escribe la palabra

Observa 	Construye 	Escribe 
	<div style="border: 1px dashed black; width: 100%; height: 100%;"></div>	
	<div style="border: 1px dashed black; width: 100%; height: 100%;"></div>	
	<div style="border: 1px dashed black; width: 100%; height: 100%;"></div>	
	<div style="border: 1px dashed black; width: 100%; height: 100%;"></div>	

ni

na

ca

pa

ra







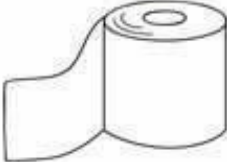
do

to

sa

# Construyo palabras

Instrucciones. Observa la imagen, construye y escribe la palabra

Observa 	Construye 	Escribe 
	<div style="border: 1px dashed black; width: 100%; height: 100%;"></div>	
	<div style="border: 1px dashed black; width: 100%; height: 100%;"></div>	
	<div style="border: 1px dashed black; width: 100%; height: 100%;"></div>	
	<div style="border: 1px dashed black; width: 100%; height: 100%;"></div>	

ta

ma

rro

pel

pa








pe

pa

pa

# Construyo palabras

Instrucciones. Observa la imagen, construye y escribe la palabra

Observa 	Construye 	Escribe 
	<div style="border: 1px dashed black; width: 100%; height: 100%;"></div>	
	<div style="border: 1px dashed black; width: 100%; height: 100%;"></div>	
	<div style="border: 1px dashed black; width: 100%; height: 100%;"></div>	
	<div style="border: 1px dashed black; width: 100%; height: 100%;"></div>	

bu

ho

ha

da

ho








ja

hue

vo

# Construyo palabras








Instrucciones. Observa la imagen, construye y escribe la palabra

Observa 	Construye 	Escribe 			
	<table border="1"><tr><td></td><td></td><td></td></tr></table>				
	<table border="1"><tr><td></td><td></td><td></td></tr></table>				
	<table border="1"><tr><td></td><td></td><td></td></tr></table>				
	<table border="1"><tr><td></td><td></td><td></td></tr></table>				

ca	gu	tor	tu	rre	col
sa	no	ra	ga	ga	bo

# Construyo palabras

Instrucciones. Observa la imagen, construye y escribe la palabra

Observa 	Construye 	Escribe 
	<div style="border: 1px dashed black; width: 100%; height: 100%;"></div>	
	<div style="border: 1px dashed black; width: 100%; height: 100%;"></div>	
	<div style="border: 1px dashed black; width: 100%; height: 100%;"></div>	
	<div style="border: 1px dashed black; width: 100%; height: 100%;"></div>	

ár

in

u

va

dio

bol





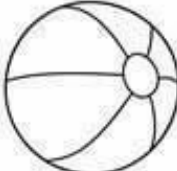


so

o



# Construyo palabras

Instrucciones. Observa la imagen, construye y escribe la palabra

Observa 	Construye 	Escribe 			
	<table border="1"><tr><td></td><td></td><td></td></tr></table>				
	<table border="1"><tr><td></td><td></td><td></td></tr></table>				
	<table border="1"><tr><td></td><td></td><td></td></tr></table>				
	<table border="1"><tr><td></td><td></td><td></td></tr></table>				

ca

pe

lo

ca

ma

ta

mi

sa

ta







de

na

le

# Construyo palabras

Instrucciones. Observa la imagen, construye y escribe la palabra

Observa 	Construye 	Escribe 
	<div style="border: 1px dashed black; width: 100%; height: 100%;"></div>	
	<div style="border: 1px dashed black; width: 100%; height: 100%;"></div>	
	<div style="border: 1px dashed black; width: 100%; height: 100%;"></div>	
$1+2=3$	<div style="border: 1px dashed black; width: 100%; height: 100%;"></div>	

mi

me

is

la

sa





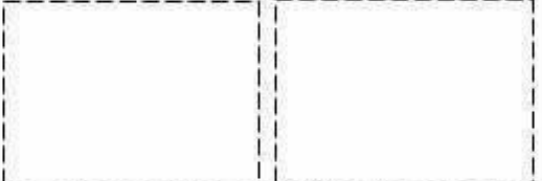






su

ma

mo

# Construyo palabras

Instrucciones. Observa la imagen, construye y escribe la palabra

Observa 	Construye 	Escribe 
		
		
		
		

sel

a

nie

mo

ve








vión

va

no

# Construyo palabras

Instrucciones. Observa la imagen, construye y escribe la palabra

Observa 	Construye 	Escribe 
	<div style="border: 1px dashed black; width: 100%; height: 100%;"></div>	
	<div style="border: 1px dashed black; width: 100%; height: 100%;"></div>	
	<div style="border: 1px dashed black; width: 100%; height: 100%;"></div>	
	<div style="border: 1px dashed black; width: 100%; height: 100%;"></div>	

ra

ra

sa

to

ma








ro

tón

rre

# Construyo palabras

Instrucciones. Observa la imagen, construye y escribe la palabra

Observa 	Construye 	Escribe 
	<div style="border: 1px dashed black; width: 100%; height: 100%;"></div>	
	<div style="border: 1px dashed black; width: 100%; height: 100%;"></div>	
	<div style="border: 1px dashed black; width: 100%; height: 100%;"></div>	
	<div style="border: 1px dashed black; width: 100%; height: 100%;"></div>	

a

lá

lo

la

el






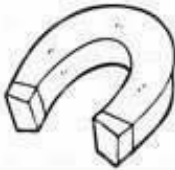

mi

ma

piz

# Construyo palabras

Instrucciones. Observa la imagen, construye y escribe la palabra

Observa 	Construye 	Escribe 
	<div style="border: 1px dashed black; width: 100%; height: 100%; display: flex; justify-content: space-around;"><div style="border: 1px dashed black; width: 45%; height: 100%;"></div><div style="border: 1px dashed black; width: 45%; height: 100%;"></div></div>	
	<div style="border: 1px dashed black; width: 100%; height: 100%; display: flex; justify-content: space-around;"><div style="border: 1px dashed black; width: 45%; height: 100%;"></div><div style="border: 1px dashed black; width: 45%; height: 100%;"></div></div>	
	<div style="border: 1px dashed black; width: 100%; height: 100%; display: flex; justify-content: space-around;"><div style="border: 1px dashed black; width: 45%; height: 100%;"></div><div style="border: 1px dashed black; width: 45%; height: 100%;"></div></div>	
	<div style="border: 1px dashed black; width: 100%; height: 100%; display: flex; justify-content: space-around;"><div style="border: 1px dashed black; width: 45%; height: 100%;"></div><div style="border: 1px dashed black; width: 45%; height: 100%;"></div></div>	

ma

pi

i

so

no








má

pa

mán

# Construyo palabras

Instrucciones. Observa la imagen, construye y escribe la palabra

Observa 	Construye 	Escribe 
	<div style="border: 1px dashed black; width: 100%; height: 100%;"></div>	
	<div style="border: 1px dashed black; width: 100%; height: 100%;"></div>	
	<div style="border: 1px dashed black; width: 100%; height: 100%;"></div>	
	<div style="border: 1px dashed black; width: 100%; height: 100%;"></div>	

le

ne

ma

na

ne




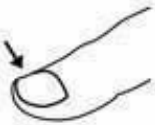


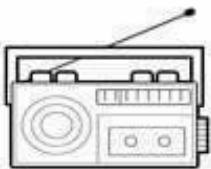
ón

lu

no

# Construyo palabras

Instrucciones. Observa la imagen, construye y escribe la palabra

Observa 	Construye 	Escribe 
	<div style="border: 1px dashed black; width: 100%; height: 100%;"></div>	
	<div style="border: 1px dashed black; width: 100%; height: 100%;"></div>	
	<div style="border: 1px dashed black; width: 100%; height: 100%;"></div>	
	<div style="border: 1px dashed black; width: 100%; height: 100%;"></div>	

de

ra

va

ca

dio

do








va

so



# Construyo palabras

Instrucciones. Observa la imagen, construye y escribe la palabra

Observa 	Construye 	Escribe 
	<div style="border: 1px dashed black; width: 100%; height: 100%; display: flex; justify-content: space-around;"><div style="border: 1px dashed black; width: 45%; height: 100%;"></div><div style="border: 1px dashed black; width: 45%; height: 100%;"></div></div>	
	<div style="border: 1px dashed black; width: 100%; height: 100%; display: flex; justify-content: space-around;"><div style="border: 1px dashed black; width: 45%; height: 100%;"></div><div style="border: 1px dashed black; width: 45%; height: 100%;"></div></div>	
	<div style="border: 1px dashed black; width: 100%; height: 100%; display: flex; justify-content: space-around;"><div style="border: 1px dashed black; width: 45%; height: 100%;"></div><div style="border: 1px dashed black; width: 45%; height: 100%;"></div></div>	
	<div style="border: 1px dashed black; width: 100%; height: 100%; display: flex; justify-content: space-around;"><div style="border: 1px dashed black; width: 45%; height: 100%;"></div><div style="border: 1px dashed black; width: 45%; height: 100%;"></div></div>	

cu

ro

co

ca

co





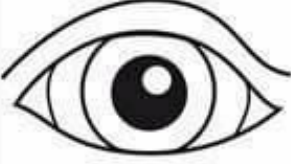


na

sa

co

# Construyo palabras

Instrucciones. Observa la imagen, construye y escribe la palabra

Observa	Construye	Escribe
		
		
		
		
		

lón

lo

o

ca

bo

ba

bo

jo